

"BOWLING ALLEY" COCKTAIL TABLE MODEL
 MIDWAY MFG. CO.
 10750 W. GRAND AVE.
 FRANKLIN PARK, IL. 60131

MOTHER BOARD P.C.0080-00900K

WIRING SCHEMATIC PART NO. M051-00749-A002

GAME LOGIC P.C.A084-90700-A749

WIRE COLOR CODE	SWITCH SYMBOLS
B=BLACK	⏏ "NORMALLY OPEN"
BLU=BLUE	⏏ "CLOSED WHEN ENERGIZED"
BR=BROWN	⏏ "NORMALLY CLOSED"
G=GREEN	⏏ "OPEN WHEN ENERGIZED"
Y=YELLOW	⏏ MAKE & BREAK
EXAMPLE: G-R INDICATES GREEN WIRE WITH RED TRACER	⏏ MOTOR CAM SWITCH
ABBREVIATIONS USED	⏏ RE=RELAY POS=POSITION
J=JUMPER	⏏ SW=SWITCH
RE=RELAY	⏏ SU=STEP UP UNIT
POS=POSITION	⏏ OSC=OSCILLATING
SU=STEP UP UNIT	
OSC=OSCILLATING	

MT-58 XFORMER 60 CY.
 MT-59 XFORMER 50 CY.

1 AMP SLO-BLO FUSE

3 AMP FUSE

1895 DISPLAY LITES

FAN MTR. 1650RPM.

POWER SUPPLY P.C.0080-00904H

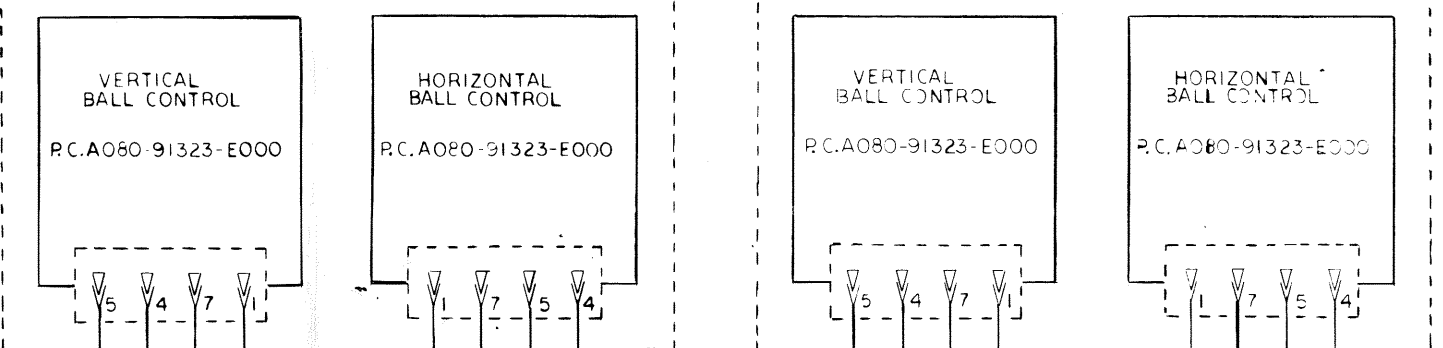
COIN METER

MONITOR CENTERING SUPPLY P.C.A080-90754-A000

SPEAKER

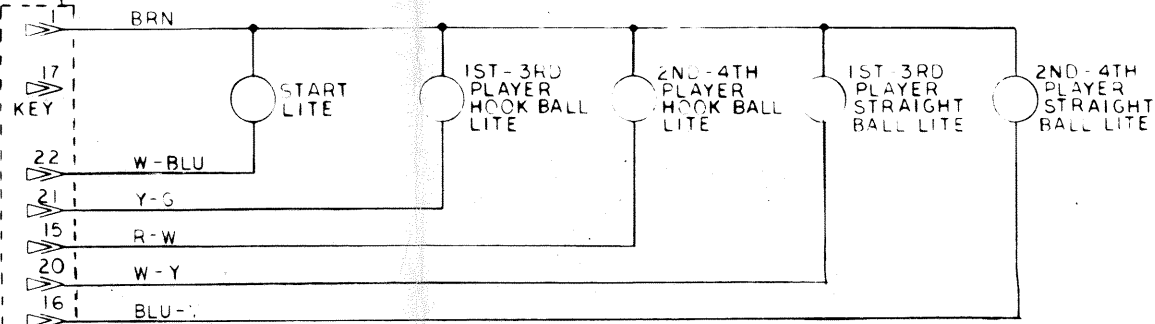
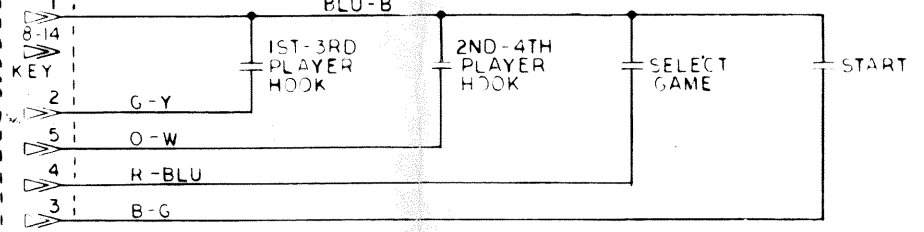
1ST & 3RD PLAYER CONTROL

2ND & 4TH PLAYER CONTROL



20 PIN CONNECTOR

22 PIN CONNECTOR



POWER SUPPLY JACK