


Supplement to
The Adventures of

MAJOR HAVOC

Major Havoc™ Conversion Instructions for
Space Duel™, Black Widow™, and Gravitar™
TM-268, 1st Printing

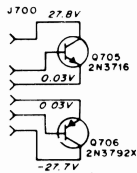


This Supplement contains changes to the Major Havoc Conversion Instructions for Space Duel, Black Widow, and Gravitar. Please make the changes described in this Supplement directly to your instruction manual.

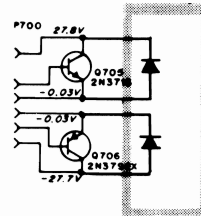
The following changes affect Figure 17–Wells-Gardner Deflection PCB Schematic (Version 1).

- Page 40.** Delete the two 1N4002 diodes from transistors Q102 and Q103.
- Page 40.** Add two 1N4002 diodes between the emitter and collector of transistors Q705 and Q706 as follows:

From:




To:



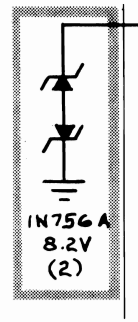
The following changes affect Figure 18–Amplifone Deflection PCB Schematic for TM-194.

- Page 41.** Change the two 1N756A, 8.2V, diodes as follows:

From:




To:



The following change affects Figure 19–Amplifone Deflection PCB Schematic for TM-239.

- Page 42.** Change the two 1N756A, 8.2V, diodes as follows:

From:



To:

