

Supplement to


The Adventures of
MAJOR HAVOC™

Conversion Instructions
(TM-268, 1st printing)

This supplement provides the assembly drawing, parts list, and schematic diagram for the Major Havoc Conversion printed-circuit board.



 A Warner Communications Company



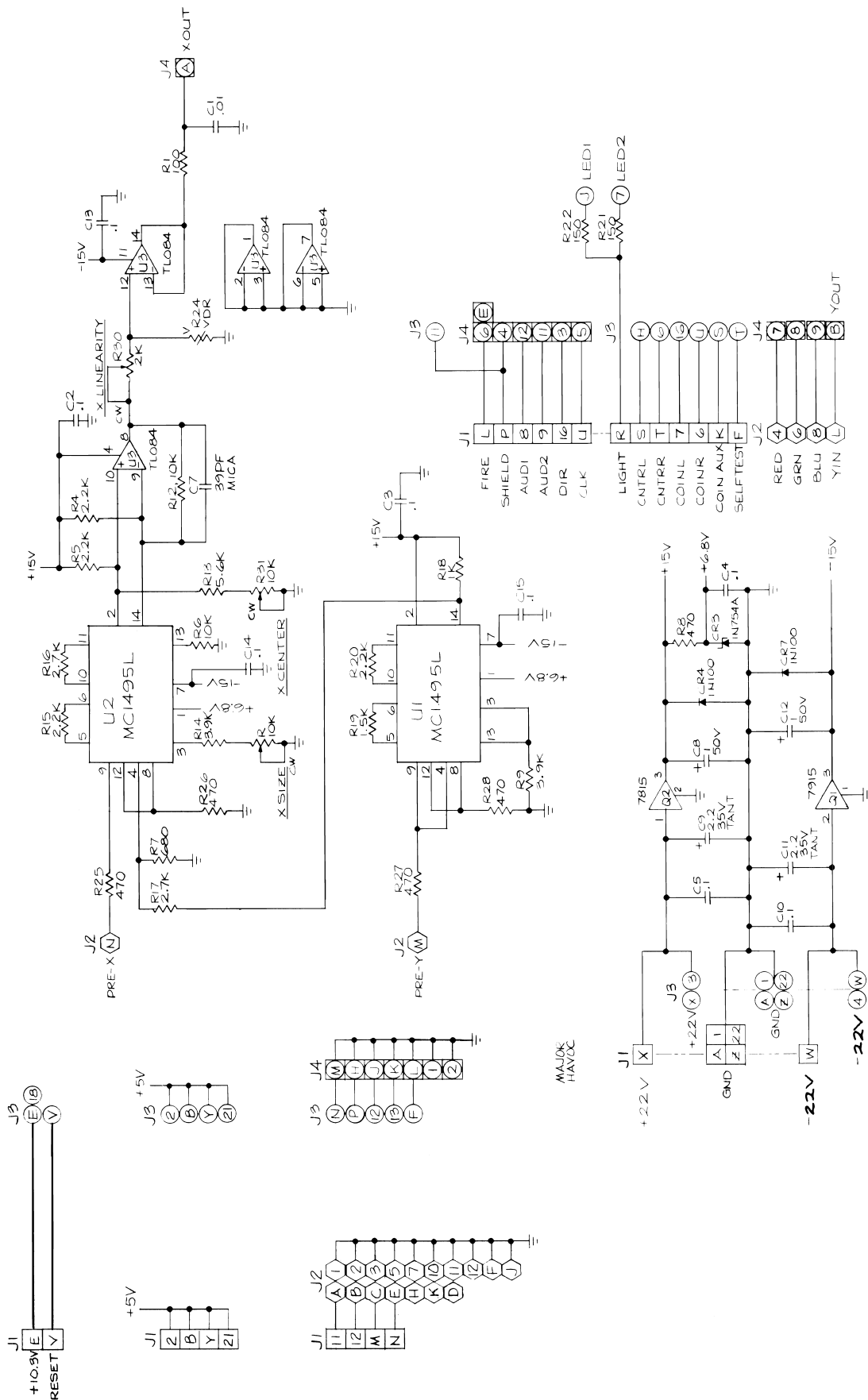
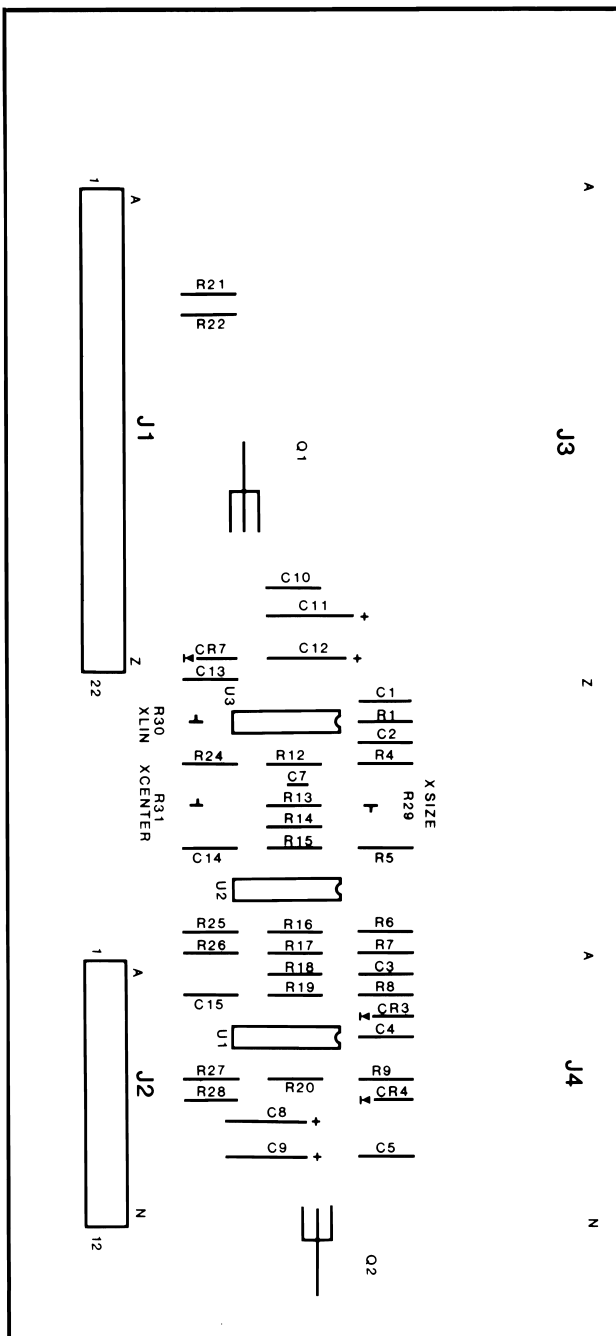


Figure 2 Conversion PCB Schematic Diagram
A042441-01 A



**Figure 1 Conversion PCB Assembly
A042442-01 A**

Conversion PCB Assembly Parts List

Designator	Description	Part No.
Capacitors		
C1	0.01 μ F, 50 V, Ceramic-Disc Capacitor	122005-103
C2–C5	0.1 μ F, 25 V, Ceramic-Disc Capacitor	122006-104
C7	39 pF, 100 V, Mica Capacitor	128002-390
C8	1 μ F, 50 V, Aluminum Electrolytic Capacitor	24-500105
C9	2.2 μ F, 35 V, Tantalum Capacitor	122000-225
C10	0.1 μ F, 25 V, Ceramic-Disc Capacitor	122006-104
C11	2.2 μ F, 35 V, Tantalum Capacitor	122000-225
C12	1 μ F, 50 V, Aluminum Electrolytic Capacitor	24-500105
C13–C15	0.1 μ F, 25 V, Ceramic-Disc Capacitor	122006-104
Diodes		
CR3	Type-1N754A Diode	131002-001
CR4	Type-1N100 Diode	31-1N100
CR7	Type-1N100 Diode	31-1N100
Integrated Circuits		
Q1	Type-7915 Regulator Integrated Circuit	37-7915
Q2	Type-7815 Regulator Integrated Circuit	37-7815
U1, U2	Type-MC1495LS Integrated Circuit	37-1495
U3	Type-TL084 Quad Operational Amplifier Integrated Circuit	37-347
Resistors		
R1	100 Ω , $\pm 5\%$, $\frac{1}{4}$ W Resistor	110000-101
R4, R5	2.2 k Ω , $\pm 5\%$, $\frac{1}{4}$ W Resistor	110000-222
R6	10 k Ω , $\pm 5\%$, $\frac{1}{4}$ W Resistor	110000-103
R7	680 Ω , $\pm 5\%$, $\frac{1}{4}$ W Resistor	110000-681
R8	470 Ω , $\pm 5\%$, $\frac{1}{4}$ W Resistor	110000-471
R9	3.9 k Ω , $\pm 5\%$, $\frac{1}{4}$ W Resistor	110000-392
R12	10 k Ω , $\pm 5\%$, $\frac{1}{4}$ W Resistor	110000-103
R13	5.6 k Ω , $\pm 5\%$, $\frac{1}{4}$ W Resistor	110000-562
R14	3.9 k Ω , $\pm 5\%$, $\frac{1}{4}$ W Resistor	110000-392
R15	2.2 k Ω , $\pm 5\%$, $\frac{1}{4}$ W Resistor	110000-222
R16, R17	2.7 k Ω , $\pm 5\%$, $\frac{1}{4}$ W Resistor	110000-272
R18	1 k Ω , $\pm 5\%$, $\frac{1}{4}$ W Resistor	110000-102
R20	2.2 k Ω , $\pm 5\%$, $\frac{1}{4}$ W Resistor	110000-222
R21, R22	150 Ω , $\pm 5\%$, $\frac{1}{4}$ W Resistor	110000-151
R24	VDR Resistor	110004-001
R25–R28	470 Ω , $\pm 5\%$, $\frac{1}{4}$ W Resistor	110000-471
R29	10 k Ω Potentiometer	119002-103
R30	2 k Ω Potentiometer	119002-202
R31	10 k Ω Potentiometer	119002-103
Miscellaneous		
	44-Pin Connector	179073-044
	24-Pin Connector	179073-024
	Nylon Snap-In Fastener	81-4302