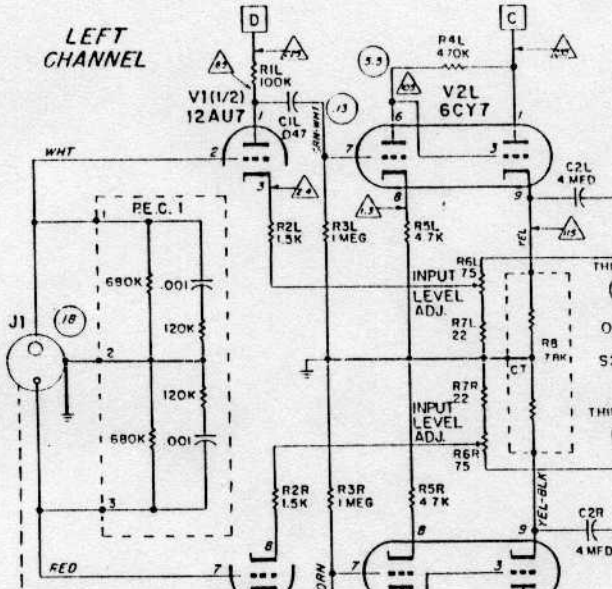


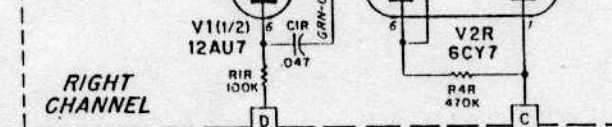
**NOTES**

- 1 USE R.M.C. TEST RECORD NO 1001 TO ADJUST INPUT LEVEL CONTROLS FOR 3.0 VOLTS AT PINS 2 AND 6 OF VOLUME CONTROL WITH A.V.C. IN TEST POSITION.
- 2  $\triangle$  INDICATES D.C. VOLTAGES.
- 3  $\circ$  INDICATES SIGNAL VOLTAGES WITH 10 VOLTS 1000 CPS INPUT. MAX. VOLUME AND TONE CONTROL POSITION, SPEAKER MATCHING SWITCH AT PHONO ONLY, AVC SWITCH TO TEST, AND TWO 16 OHM LOADS CONNECTED BETWEEN PINS 1 AND 2, AND PINS 2 AND 7 OF THE OUTPUT SOCKET.
- 4 ALL RESISTORS IN OHMS AND ALL CAPACITORS IN MFD UNLESS OTHERWISE NOTED

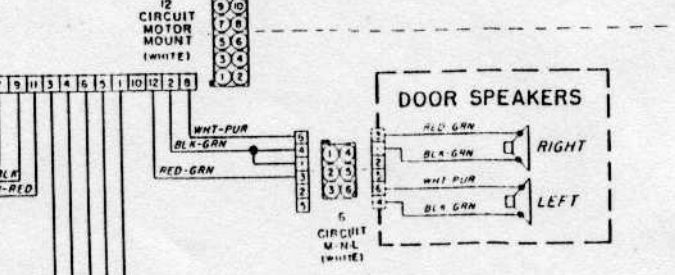
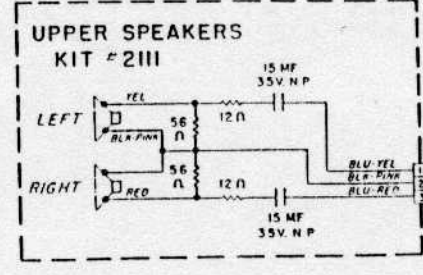
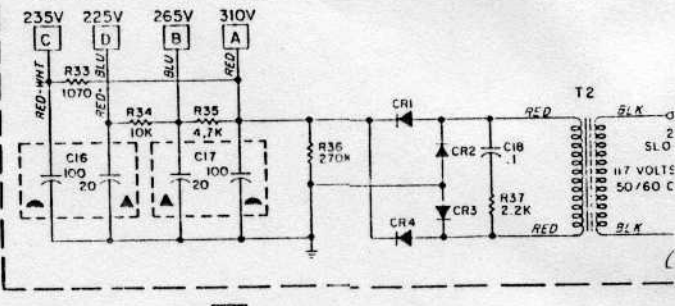
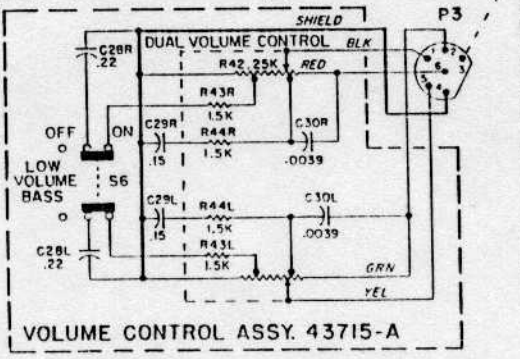
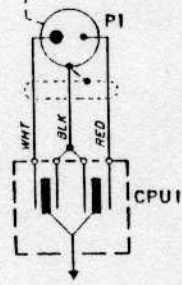
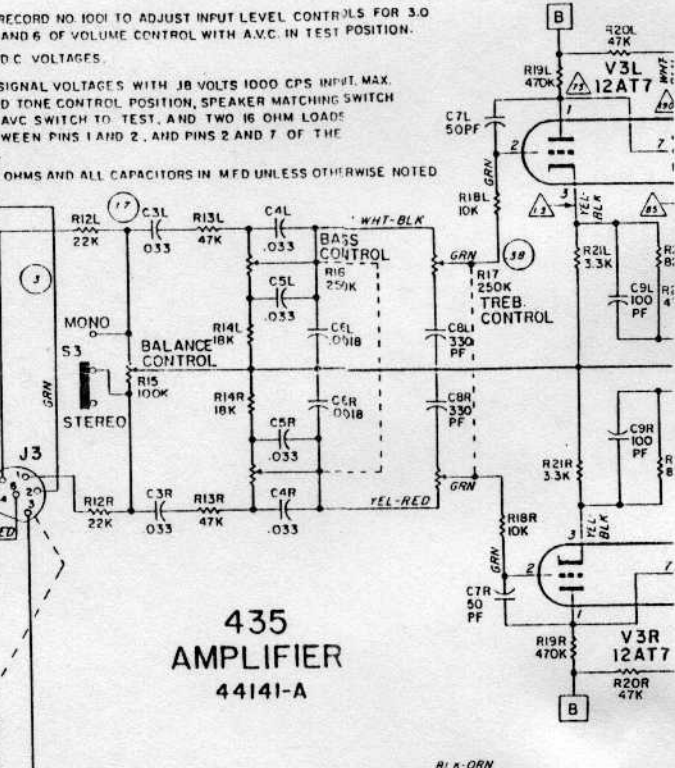
**LEFT CHANNEL**



**RIGHT CHANNEL**



**435 AMPLIFIER 44141-A**



**MAIN CABLE**

