


MITSUMI



P E R I P H E R A L S

3.5" Floppy Disk Drive

- 3.5", 1.44 MB
- High MTBF for long-lasting, worry-free performance
- Exceptional EMI noise immunity
- Quiet operation



It's a matter of quality and quantity.



Features

- Shrouded Connector
- Quiet Operation
- Enclosed Mechanism
- Independent Shutter and Bezel Design
- Mounting design suitable for standard PCs with one inch drive bay

3.5" Floppy Disk Drive

Ounce-for-ounce, byte-for-byte, you won't find a more valued floppy disk drive than the Mitsumi 3.5". Mitsumi drives feature industry-leading reliability, with high quality, durable magnetic heads. Heads that are 100% designed and manufactured by Mitsumi. Mitsumi continues to enhance our designs and take advantage of the latest technologies including motors, PCBs, etc. The result is the Mitsumi 3.5" floppy disk, a drive that can be trusted to read and write quickly, efficiently, and reliably at the most affordable price.

Mitsumi makes and ships millions of reliable PC peripheral products every year around the world. In fact, Mitsumi is the world's largest manufacturer of PC peripherals including keyboards, mice, optical drives and floppy disk drives. We keep our quality up while helping to keep your costs down.

Specifications

Item			3.5 INCH DRIVE	
			1M MODE	2M MODE
Data Capacity	Unformatted	Mbytes	1	2
	Formatted (sector)	Kbytes	720	1,440
Data Transfer Rate		kbits/sec	250	500
Innermost Recording Density		bpi	8,717	17,434
Number of Tracks			160	160
Track Density		tpi	135	
Disk Rotational Speed		rpm	300	
Track to Track Access Time		msec	3	
Average Access Time		msec	94	
Settling Time (max)		msec	15	
DC Power Supply		V	5	
Power Consumption	Operating (typ)	W	Seeking 3.90	
			Reading 1.80	
			Writing 1.55	
	Stand by (typ)	W	0.04	
Environmental Conditions	Temperature	C	5→52 (OPERATING)/-20→60 (STORAGE)	
	Humidity	%RH	20→80 (OPERATING)/10→90 (STORAGE)	
	Max. Wet Bulb	C	29 (OPERATING)/40 (STORAGE)	
MTBF (min)	H		30,000 (P.O.H.)	
MTTR (max)		min	30	
Error Rates	Soft Read Error	/bit	10 ⁹	
	Hard Read Error	/bit	10 ¹⁷	
	Seek Error	/seek	10 ⁸	
Mounting Screw Type			M3x0.5	
Dimensions (HxWxD)		mm	25.4x101.8x140	
Weight (typ)		g	400	

