
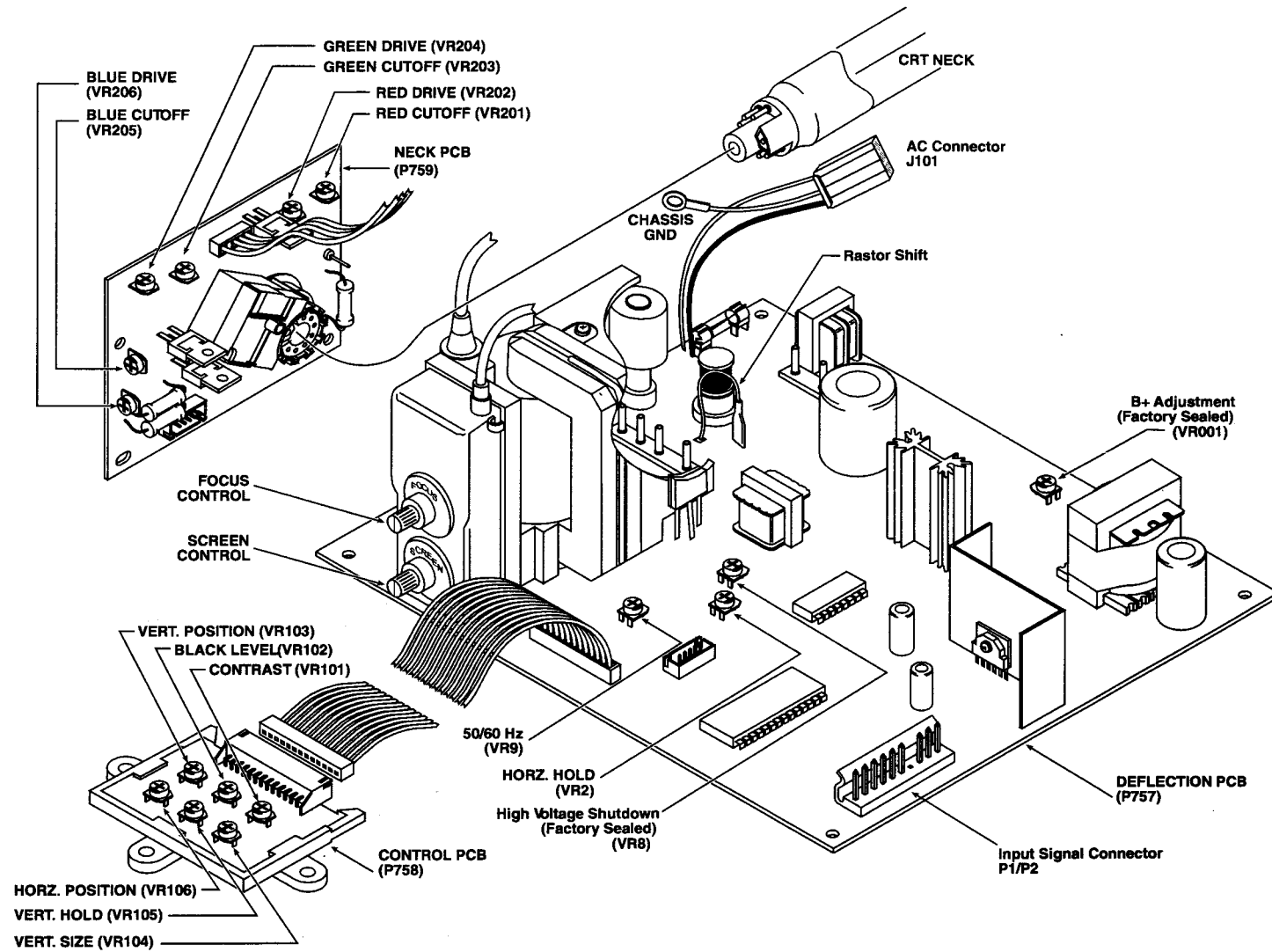


MODEL 13K7201



WELLS-GARDNER®
ELECTRONICS CORPORATION

MODEL 13K7201



REPLACEMENT PARTS LIST

Main, Neck & Control PCB Assembly Parts List

DIODES		
DESIGNATION	DESCRIPTION	PART NO.
D18	DIODE (DG 3) BY228 1.5KV	066X0151-001
D101	DIODE FUF5407 3A	066X0152-001
D101A	DIODE MUR460 4A 600V	066X0126-005
BD001	BRIDGE RECT KBJ406G 4A 600V	066X0153-001

INTEGRATED CIRCUITS		
DESIGNATION	DESCRIPTION	PART NO.
U001	IC PWM UC3842AN	086X0257-001
IC1	IC LM1203N RGB VIDAMP	086X0270-001
IC2	IC LA7823 SANYO	086X0187-001
IC3	IC LA7833	086X0322-001

TRANSFORMERS		
DESIGNATION	DESCRIPTION	PART NO.
T1	FLYBACK TRFMR K7200 13/19"	053X0641-001
T3	TRFMR EI-40	053X0648-001

TRANSISTORS		
DESIGNATION	DESCRIPTION	PART NO.
Q002	TRSTR 2SK1507 FET	086X0356-001
Q10	TRSTR TOSH. NPN 2SC2482	086X0185-001
Q11	TRSTR SANYO 2SD1398	086X0190-001
Q201, Q202, Q203	TRSTR SANYO 2SC3782D NPN	086X0287-001

VARIABLE POTENTIOMETERS		
DESIGNATION	DESCRIPTION	PART NO.
VR101	TRIM POT 10K OHM .15W	040X0711-009
VR102	TRIM POT 2K OHM .15W	040X0711-006
VR103	TRIM POT 30K OHM .15W	040X0711-011
VR104	TRIM POT 200 OHM .15W	040X0711-002
VR105	TRIM POT 500K OHM .15W	040X0711-016
VR106	TRIM POT 500 OHM .15W	040X0711-004

MISCELLANEOUS		
DESIGNATION	DESCRIPTION	PART NO.
F001	FUSE 3.15A 5 X 20 IEC/UL SLO-BLO	016X0211-009
CRT	CRT, 13 INCH	088X0236-001
R012	RES .33 OHM 5% 2W	420X5339-323

AC INPUT CONNECTOR: J101

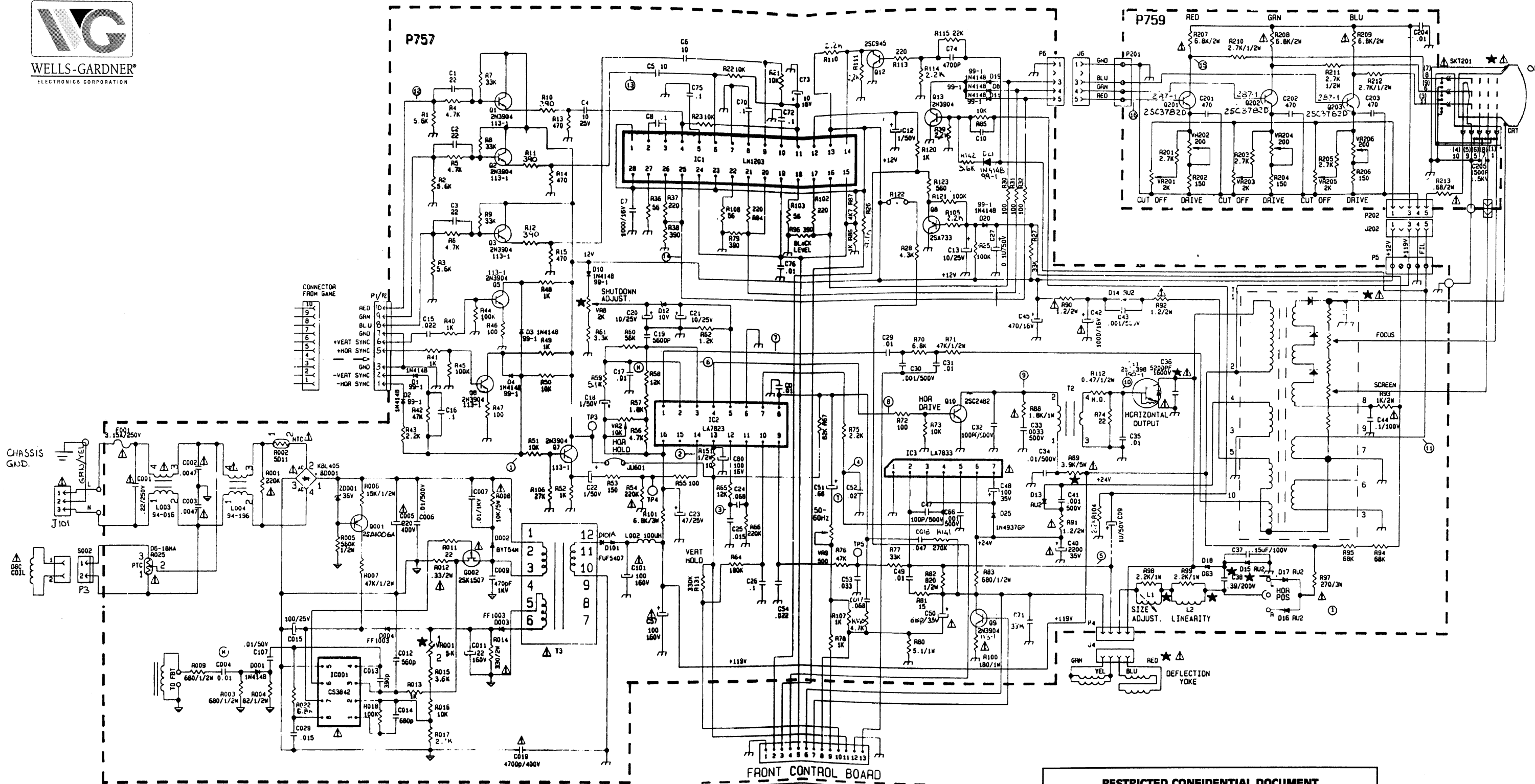
Molex type 19-09-2039
Mating Molex type 19-09-1039

Pin	Description
1	AC hot
2	Earth ground
3	AC neutral

INPUT SIGNAL CONNECTOR: P1/P2

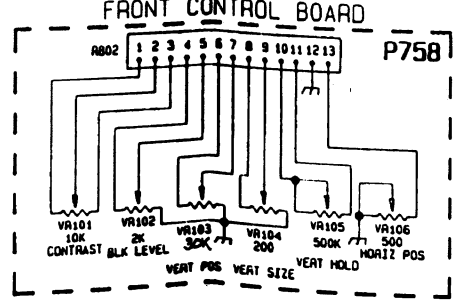
JST type B10P-VR
Mating Molex type 09-50-7101

PC Connector Pin	Description	Mating Connector Pin
1	Red	10
2	Green	9
3	Blue	8
4	Gnd	7
5	+ Vertical Sync	6
6	+ Horizontal Sync	5
7	Key	4
8	Gnd	3
9	- Vertical Sync	2
10	- Horizontal Sync	1



- NOTES:
1. ALL RESISTORS ARE IN OHMS, 1/6W, 5% UNLESS OTHERWISE INDICATED.
 2. CAPACITANCE VALUES LESS THAN 1 ARE IN MICROFARADS, ABOVE 1 IN PICOFARADS UNLESS OTHERWISE INDICATED.
 3. CIRCLED NUMBERS INDICATE LOCATIONS OF CERTAIN WAVEFORM READINGS.

⚠ CAUTION SAFETY CRITICAL COMPONENT.
 ★ X-RAY RADIATION RELATED COMPONENT.
 REPLACE ONLY WITH SAME TYPE PARTS AS SHOWN IN PARTS LIST.



RESTRICTED CONFIDENTIAL DOCUMENT

THIS DRAWING AND ALL INFORMATION SHOWN HEREON ARE THE EXCLUSIVE PROPERTY OF WELLS-GARDNER CORP. AND ARE SUBMITTED ONLY ON A CONFIDENTIAL BASIS. THE RECIPIENT AGREES NOT TO REPRODUCE THE DRAWING, TO RETURN IT UPON REQUEST, AND THAT NO DISCLOSURE OF THE DRAWING OR THE INFORMATION SHOWN HEREON WILL BE MADE TO A THIRD PARTY WITHOUT PRIOR WRITTEN CONSENT FROM WELLS-GARDNER CORPORATION.