



THE 9302-LF COIN CHANGER (24 VOLT WITH 15 PIN PLUG)

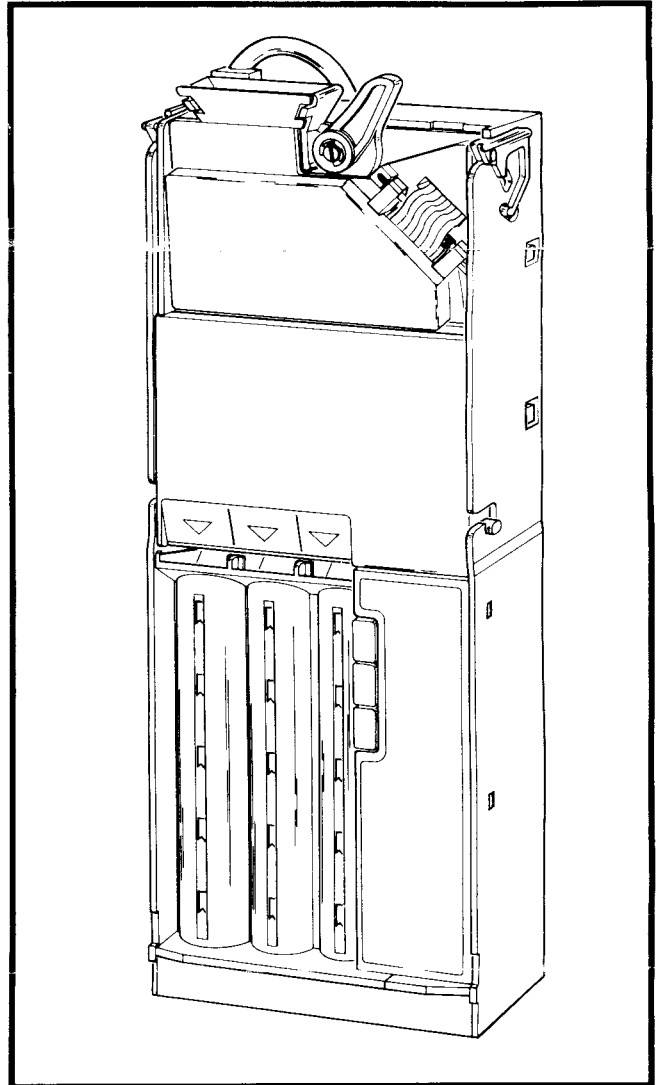
FEATURES:

- Pays out nickels, dimes and quarters from self-loading, high-capacity change tubes in the least number of coins available.
- Select high or low quarter tube level with the flip of a switch.
- Dollar coins and/or Canadian coins can be rejected by simply flipping a switch.
- Heavy duty D.C. payout solenoids provide fast, accurate payout.
- Field tunable.
- State-of-the-art electronic logic system is designed for reliability and performance. The plug-in module is warranted for two years.
- Lightweight, rugged plastic construction provides dependable, maintenance-free service.
- Provides the fastest and most accurate coin acceptance of any electronic unit available today.

CAUTION: DO NOT PLUG OR UNPLUG CHANGER WITH POWER APPLIED.

INSTALLATION INSTRUCTIONS:

1. Remove the acceptor from the changer by releasing acceptor studs from changer latches and pulling the top of the acceptor forward and away from changer. Unplug ribbon cable from changer. Free lower acceptor studs from changer housing. With the acceptor removed, set key holes in back of changer housing over the mounting screw in the vendor. Tighten snugly.
2. Set the desired changer options. (See option switch setting.)
3. Replace the acceptor by inserting bottom acceptor studs into changer housing guides. Plug the acceptor ribbon cable into the changer. Press top of acceptor into changer housing until top acceptor studs lock into changer's acceptor latches.
4. Plug changer into 15 pin vendor socket.
5. Load coin tubes making sure all coins lie flat.
6. Test changer with a variety of coins to insure proper operation.



OPTION SWITCH SETTING:

1. Unplug the coin changer.
2. Remove the acceptor.
3. Located in the upper portion of the changer is a single switch module with 3 rocker switches. (See Figure 1). When the top of the rocker switch is pushed in it is in the on position. The switches correspond as follows:

- 1-USA/CAN ON: U.S. and Canadian coins will be accepted.
 OFF: Canadian coins will be rejected.
- 2-LO 25¢ ON: Quarters are directed to cash box once change tube has approximately 22 quarters.
 OFF: Quarters are put into change tube until change tube is full.
- 3-\$ ACPT ON: Dollar coin will be accepted.
 OFF: Dollar coin will be rejected.

4. Replace acceptor.
5. Plug changer into vendor 15 pin socket.
6. Test with a variety of coins to insure proper operation.

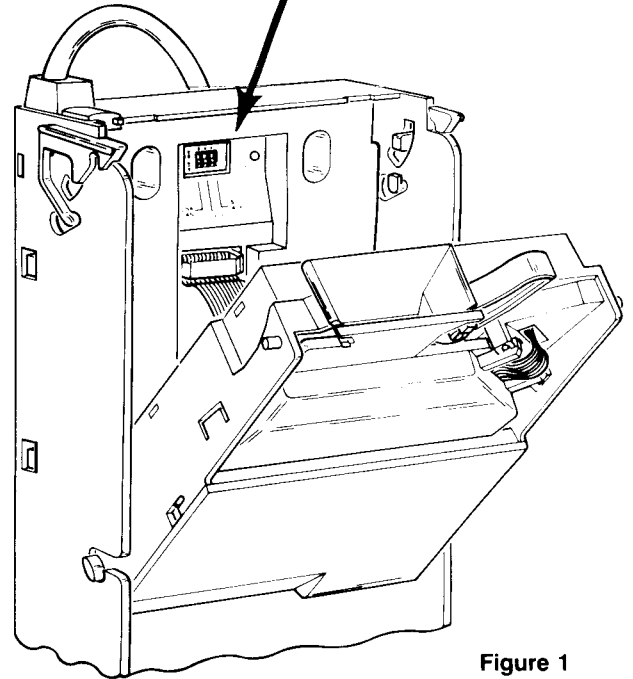
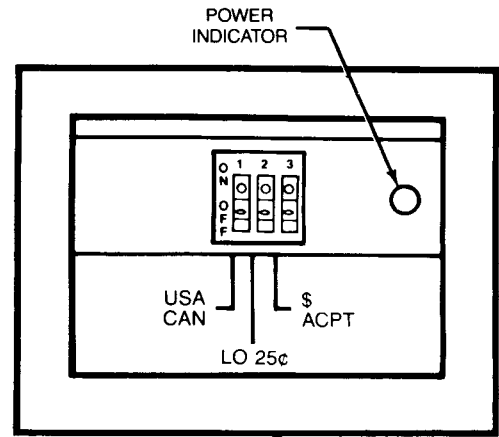


Figure 1

COINCO PRODUCTS ARE COVERED BY ONE OR MORE OF THE FOLLOWING PATENTS.

United States Patent Numbers

3,589,492	3,894,220	4,254,857	4,359,147	4,586,633
3,598,217	3,963,035	4,280,181	4,392,505	4,598,378
3,687,255	4,008,792	4,284,208	4,399,902	4,609,792
3,738,377	4,034,839	4,316,532	4,429,778	4,625,852
3,820,642	4,105,867	4,271,952	4,478,353	4,763,769
3,828,903	4,143,750	4,274,528	4,526,263	D292,420
3,829,634	4,151,904	4,287,974	4,570,821	
3,841,456	4,199,669	4,298,116	4,577,780	

Canadian Patent Numbers

1,049,144	1,088,688	1,148,258	1,189,169	1,221,458
1,074,013	1,121,873	1,188,391	1,219,659	
1,076,258	1,121,889			

Other U.S. and foreign patents pending.

COIN ACCEPTORS, INC.
300 HUNTER AVENUE
ST. LOUIS, MO 63124-2013
800-325-2646

COIN ACCEPTORS, CANADA
237 FINCHDENE SQUARE
SCARBOROUGH (TORONTO), ONTARIO M1X 1A7
416-297-5520