




# 2802 SERIES GAME DOOR



FRONT VIEW

### OVERALL DIMENSIONS

Height ..... 11-5/8-Inches  
 Width ..... 13-5/16-Inches  
 Depth ..... 4-1/2-Inches

### RECOMMENDED CABINET OPENING

Height ..... 10-3/8-Inches  
 Width ..... 12-3/16-Inches  
 Corner Radius ..... 1-Inch

SHIPPING WEIGHT ..... 14 Pounds


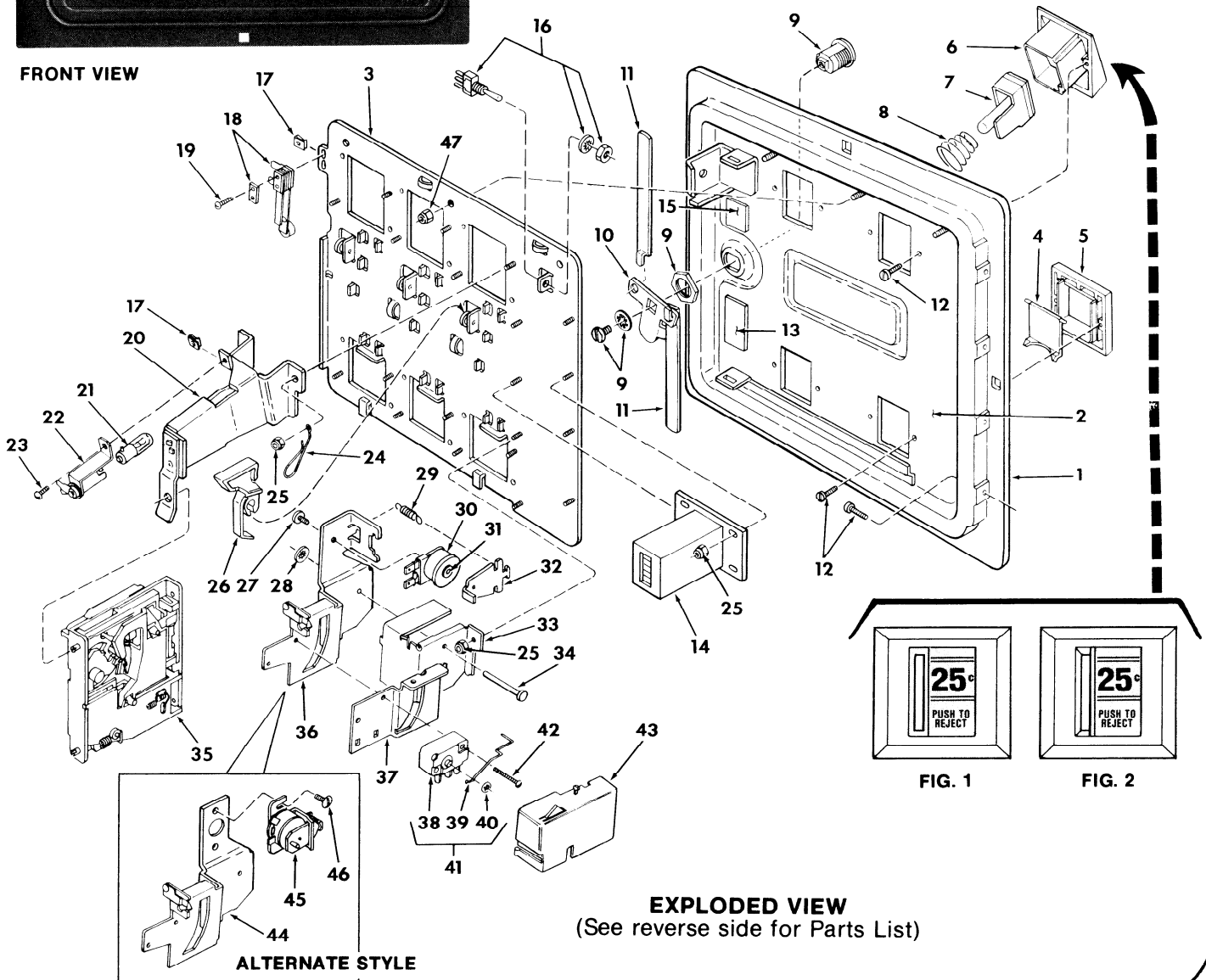


FIG. 1




FIG. 2

**EXPLODED VIEW**  
 (See reverse side for Parts List)

ALTERNATE STYLE

## 2802 SERIES GAME DOOR PARTS LIST

Index No.	Part No.	Description	Index No.	Part No.	Description
1	904581	Coin Door Frame		904716-9	Lamp (120 volt)
2	404341	Coin Door	22	904717	Lamp Socket
3	404342	Coin Door Inner Panel	23	110-4-6	Screw
4	905484	Coin Return Door	24	904722	Wire Key Holder
5	904590-2	Coin Return Bezel	25	400-4	Nut
6	904588-2	Coin Inlet Bezel (Used with Figure 1)	26	904583	Coin Return Lever
	905425-4	Coin Inlet Bezel (Used with Figure 2)	27	108B5-4	Screw
	905425-5	Coin Inlet Bezel (1.213 Coin Diameter)	28	904936	A.P.F. Bar Keeper
	905425-6	Coin Inlet Bezel (1.312 Coin Diameter)	29	905928	Spring
7	404734	Button Assembly (Used with Figure 1)	* 30	404603	C.R.E.M. Coil (10/12vdc)
	404604	Button Assembly (Used with Figure 2)		404603-1	C.R.E.M. Coil (6vdc)
8	903494	Spring		404603-2	C.R.E.M. Coil (24vdc)
9	404897	5/8-Inch Tubular Key Lock		404603-3	C.R.E.M. Coil (24vac)
	404767	7/8-Inch Flat Key Lock		404603-5	C.R.E.M. Coil (28 vdc)
	404766	15/16-Inch Tubular Key Lock with Spacer		404603-4	C.R.E.M. Coil (48vac)
	404765	5/8-Inch Flat Key Lock		404603-7	C.R.E.M. Coil (12vac)
10	904719	Pivot Arm for 5/8-Inch Flat Key Lock		404603-9	C.R.E.M. Coil (117vac)
	904719-1	Pivot Arm for 7/8-Inch Flat Key Lock	31	905927-2	C.R.E.M. Core (D.C. Only)
	904719-2	Pivot Arm for 15/16-Inch Tubular Key Lock		406104	C.R.E.M. Core (A.C. Only)
11	904718-1	Universal Locking Arm (2)	32	404602	Armature Assembly
12	325-4-4	Screw	33	904598-1	Coin Return Box
13	906030	Identification Label	34	904935	A.P.F. Bar
14	404352	Counter Assembly (6vdc)	35	5301-13	25¢ NORYL Acceptor
	404352-1	Counter Assembly (12vdc)		563-20	25¢ Metal Acceptor
15	904822	Slam Switch Insulation	36	404601	Switch and C.R.E.M. Bracket
16	904782	Test Switch with Hardware	37	904701	Coin Chute
17	904712	"U" Type Fastener	38	904845	Coin Switch
18	904704	Slam Switch Assembly	39	904710	25¢ Switch Wire
19	116-4-8	Screw	40	900651	Switch Wire Retainer
20	404645	Coin Inlet Chute Assembly	41	404353	25¢ Coin Switch Assembly
21	904716	Lamp (6.3 volt)	42	100-4-12	Screw
	904716-1	Lamp (12/14 volt)	43	904762-1	Switch Cover
	904716-2	Lamp (24 volt)	44	404428	Switch and C.R.E.M. Bracket
			* 45	404354	C.R.E.M. Assembly (10/12vdc)
				404354-1	C.R.E.M. Assembly (6vdc)
				404354-2	C.R.E.M. Assembly (24vdc)
				404354-3	C.R.E.M. Assembly (24vac)
				404354-5	C.R.E.M. Assembly (28 vdc)
				404354-4	C.R.E.M. Assembly (48vac)
				404354-7	C.R.E.M. Assembly (12vac)
				404354-9	C.R.E.M. Assembly (117vac)
			46	100-6-4	Screw
			47	400-8	Nut

\* Index No. 30 used with Index No. 36 only.

Index No. 45 (Alternate Style) used with Index No. 44 only.



**COIN ACCEPTORS, INC**  
300 HUNTER AVE.  
ST. LOUIS, MISSOURI 63105  
800-325-2646

**COIN ACCEPTORS, CANADA**  
868 PROGRESS AVE.  
SCARBOROUGH (TORONTO), ONTARIO M1H 2X7  
416-438-6314

COINCO PUBLICATION NO. 906125 Rev. 1 10/83  
Printed in U.S.A.