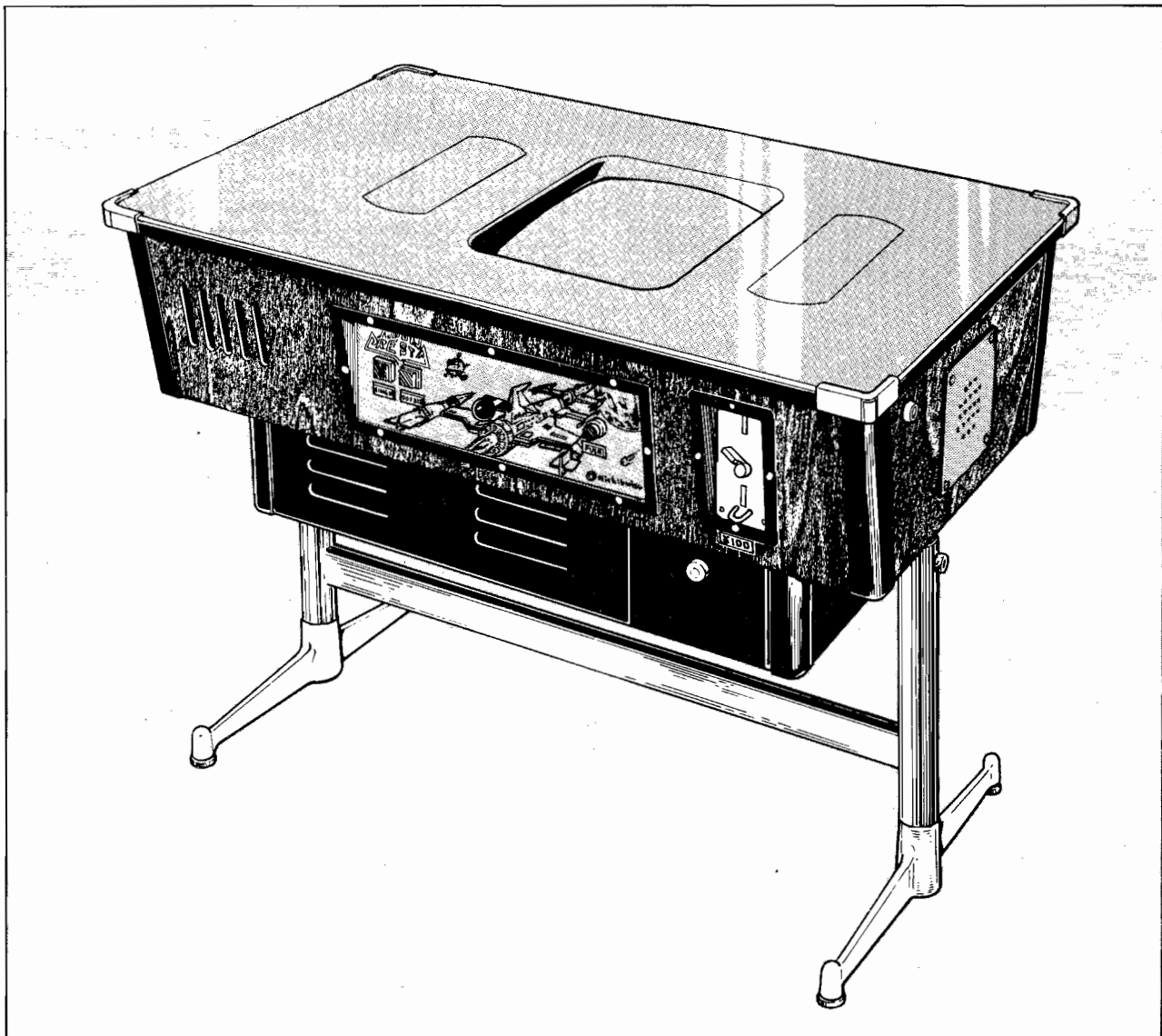


WOODWORK PRESTA

SERVICE INSTRUCTION



Nichibutsu

TABLE OF CONTENTS

GENERAL INFORMATION

1 Each Parts Name (Upright Model)	1
Each Parts Name (Table Model)	2
2 Specifications	3
3 Notes	3
4 How to Play	4

TECHNICAL INFORMATION

5 Operater Adjustments	5
6 Monitor Adjustments	6

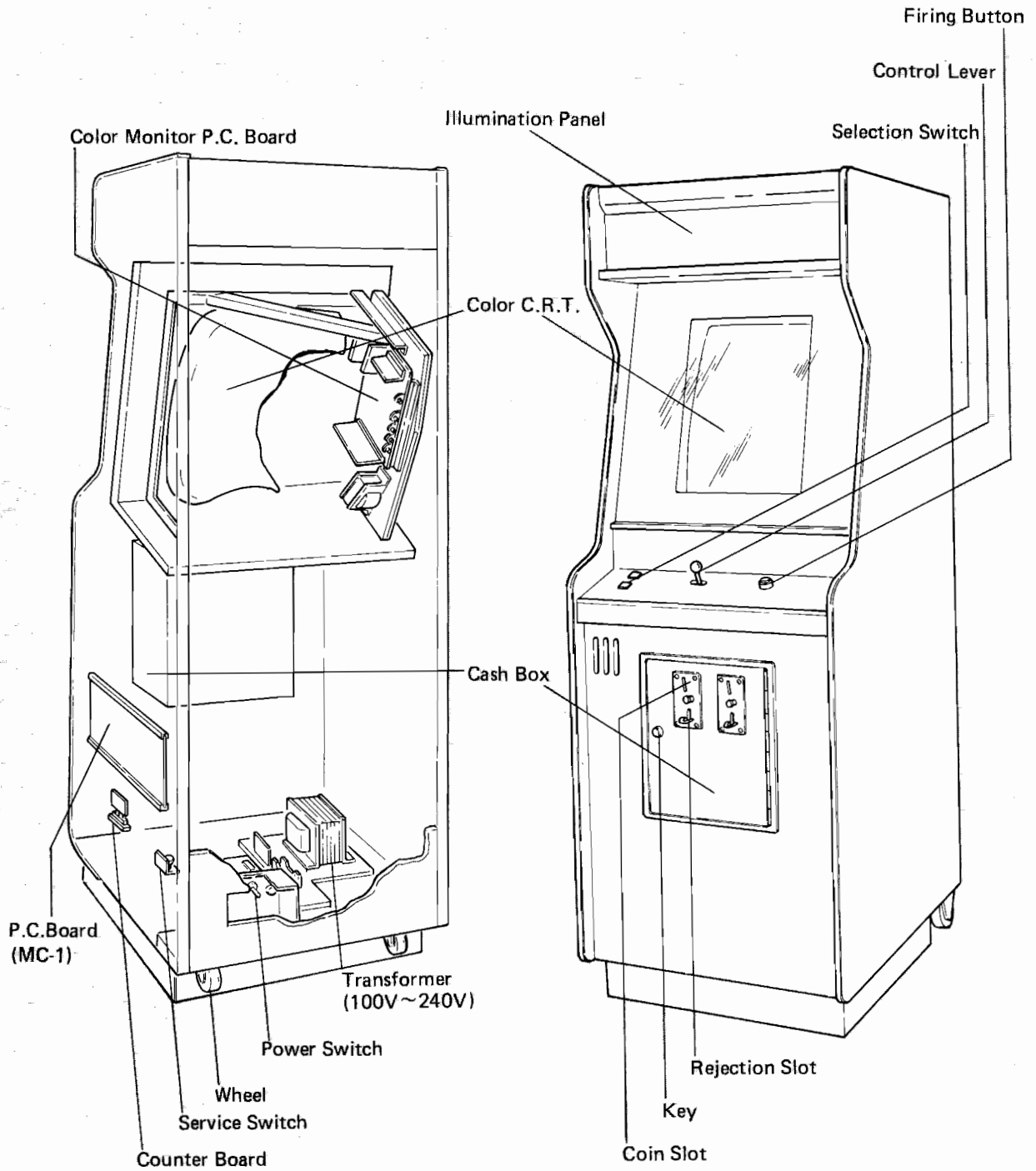
PARTS LIST, ILLUSTRATIONS

7 Exterior Assembly	7, 8
8 Video Assembly	9, 10
9 Control Plate Assembly	11, 12
10 Printed Board Assembly	13, 14

SCHEMATICS, WIRING FIGURES

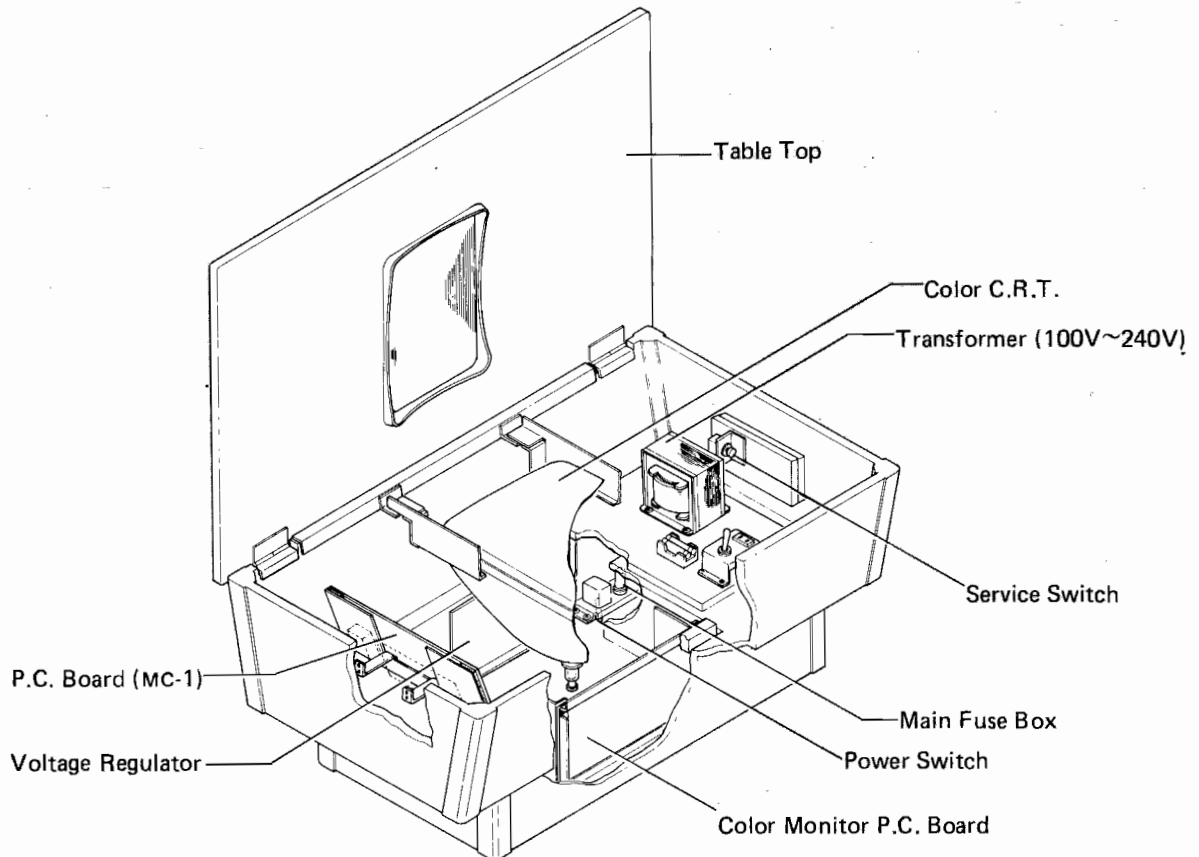
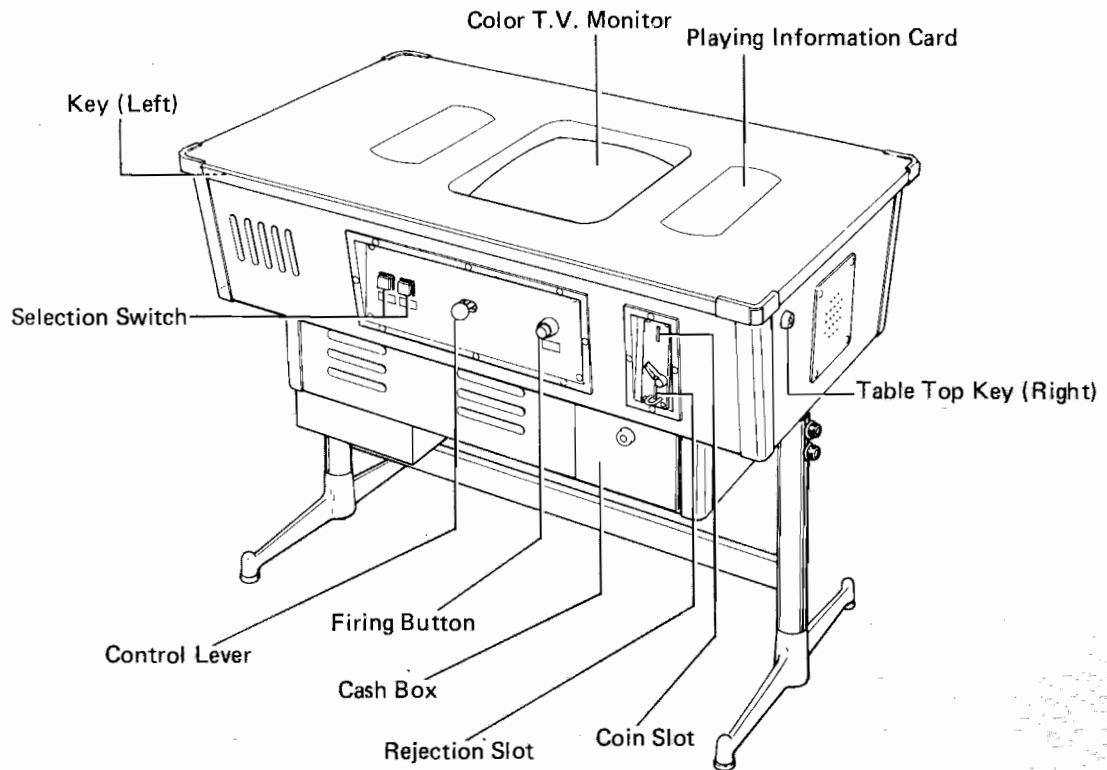
Schematics, Wiring Figures	15, 16
Schematic Monitor P.C.B. CM-C14HC	17
Schematic Monitor P.C.B. CM-A20HC	18
Schematic MC-1	19
Schematic AL-5, Schematic AL-12C	20
Wiring Figure MC-1	21
Wiring Figure MC-MB-1	22
Wiring Figure MC-MB-3	23

1 EACH PARTS NAME (UPRIGHT MODEL)



MOON CRESTA

EACH PARTS NAME (TABLE MODEL)



2

SPECIFICATIONS

POWER SOURCE	: 100 ~ 240V (Variable)
WATT CONSUMPTION	: 90W
COINAGE	: 1 coin per play, 2 coins per play, 3 coins per play, 4 coins per play * OPTION (Selector 2)
	: 1 coin per play, 1 coin per 2 plays, 1 coin per 3 plays
PLAYER	: 1 or 2 players
GAME LIMIT	: 3 Rockets
KEYS	: Table keys 2 sets Cash box key 1 set
FUSE RATINGS	: 1 at 10A, 1 at 5A, 1 at 2A

		Width	Depth	Height
TABLE MODEL	BODY with LEGS	836mm · 32.91"	536mm · 21.1"	600~700mm (23.62"~29.13" (5 position adjustable))
	CASH BOX	137mm · 5.39"	240mm · 9.45"	140mm · 5.51"
UPRIGHT MODEL	BODY	630mm · 24.8"	790mm · 31.1"	1800mm · 70.87"
	CASH BOX	205mm · 8.07"	275mm · 10.83"	130mm · 5.12"

- These instructions and specifications may be changed without prior notification.
- If this machine is reconstructed without our permission, we can not take responsibility for the machine.

3

NOTES

- The MOON CRESTA has a T.V. monitor and care must be taken in moving this fragile machine.
- To prevent the cabinet over-heating do not place the MOON CRESTA directly in the sun or near heating.
- For a short time after connecting to power, the picture may be temporarily distorted.
- Do not check the solid state module with a TESTER even if you find out there is something wrong with it. The IC may be destroyed by the voltage of a TESTER.
- Disconnect the power supply before inserting or removing the P.C. board.

MOON CRESTA

4






HOW TO PLAY

The war has began from Galaxy to Galaxy. The almighty ALIENS are advancing to planet Earth. The horrific battle is with us.

COLD-EYE will distract them divide when wounded, SUPER-FLY is testing our weaponry systems, as FOUR-D and METEOR are directing punishing attacks and ATOMIC-PILE will surely destroy us. Wave after wave they increase their fearsome invasion.

Earth's only weapon capable of success is MOON CRESTA a three stage MULTI-FIRE rocket.

SCORE

Cold Eye	Super Fly	Four-D	Meteor	Atomic Pile
				
50 Points	30 Points	60 Points	200 Points	100 Points


PLAYING RULES

- ★ The game may be played by 1 or 2 people.
- ★ Insert coin.
- ★ Select 1 or 2 player button.
- ★ Shoot down the attacking enemy by pushing the firing button, slide the ROCKET to the right or left by moving the control lever.
- ★ Extra ROCKETS (No. 1, 2, 3) will be awarded if the score gained exceeds the pre-set points.
- ★ The game is over when all ROCKETS have been destroyed.
- ★ You can leave your name (5 highest scores) on the screen to register your success (MIN.5000 pts.) against the invading aliens.

Docking

- ★ The object of the mission is to succeed in docking the first stage ROCKET with the 2nd and 3rd stage.
- ★ The highest score is obtained by completing the docking operation in the shortest time.
- ★ When the docking is successfully completed a high rate of fire will produce a high score.

If you complete 2 or 3 stage docking successfully, you will have MULTI-FIRE power.

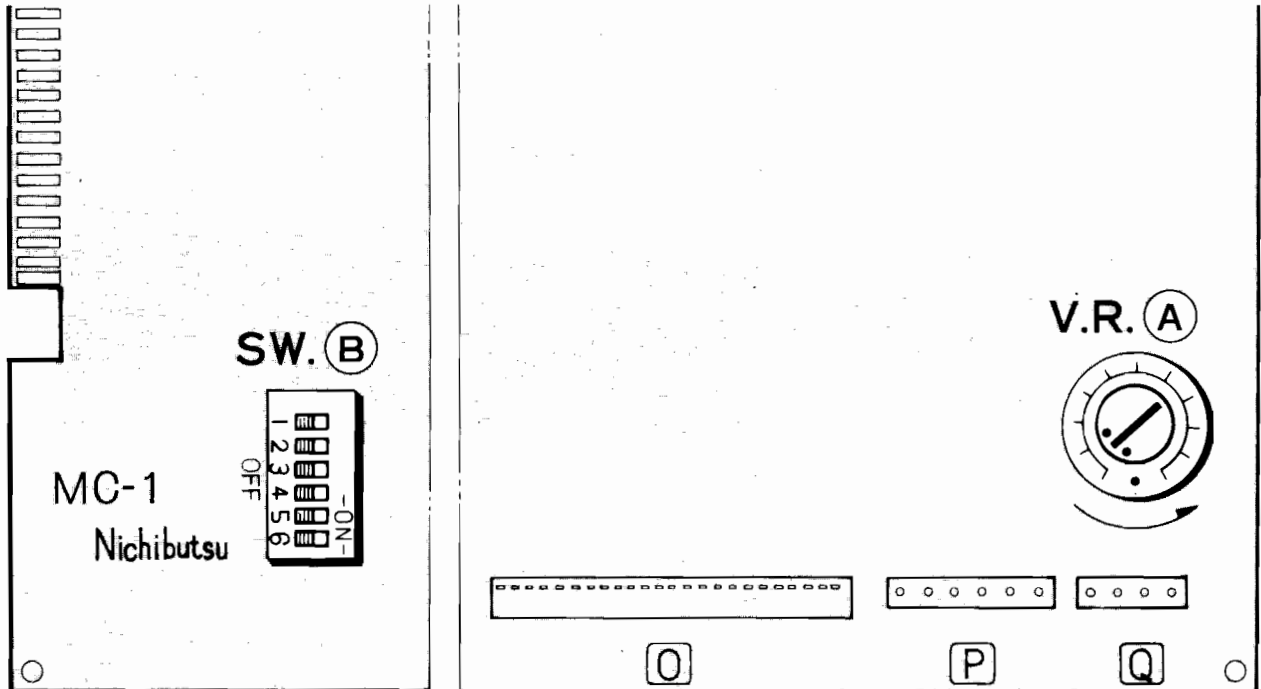


Three stage ROCKET

5 OPERATER ADJUSTMENTS

- V.R. (A)

V.R. for the adjustment of sound volume. It will become smaller in turning it to the arrow mark.



- SW (B)

DESCRIPTION	SW POSITION					
	1	2	3	4	5	6
Extended ROCKET score	30000 pts.	<u>OFF</u>				
	50000 pts.	ON				
Instructions	Japanese		OFF			
	English		<u>ON</u>			
Coinage	(Selector 1)					
	1 Coin/1 play		<u>OFF</u>	<u>OFF</u>		
	2 Coin/1 play		ON	OFF		
	3 Coin/1 play		OFF	ON		
	4 Coin/1 play		ON	ON		
	(Selector 2)					
	1 Coin/1 play				<u>OFF</u>	<u>OFF</u>
	1 Coin/2 plays				ON	OFF
1 Coin/3 plays				OFF	ON	
FREE PLAY				ON	ON	

NOTE:

- Switch adjustment have to be done after disconnect the power supply.
- Switches are set as underlined position when the machine is shipped.

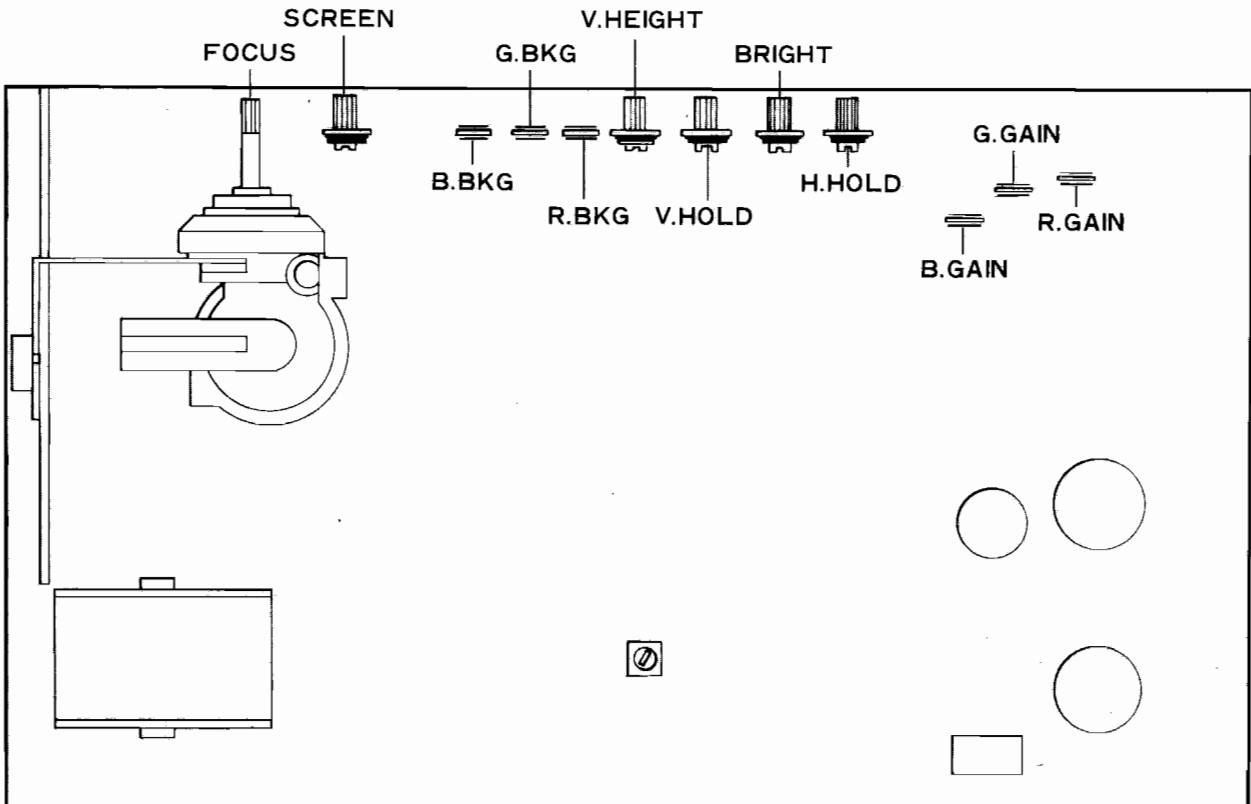
- SERVICE BUTTON (Ref. P1)

When you repair or adjust the set, it is for use in the case of increasing credit numbers without raising up the counter.

6

MONITOR ADJUSTMENTS

The monitor is adjusted in best condition when shipping. If there is need to adjust it, do it as follows.



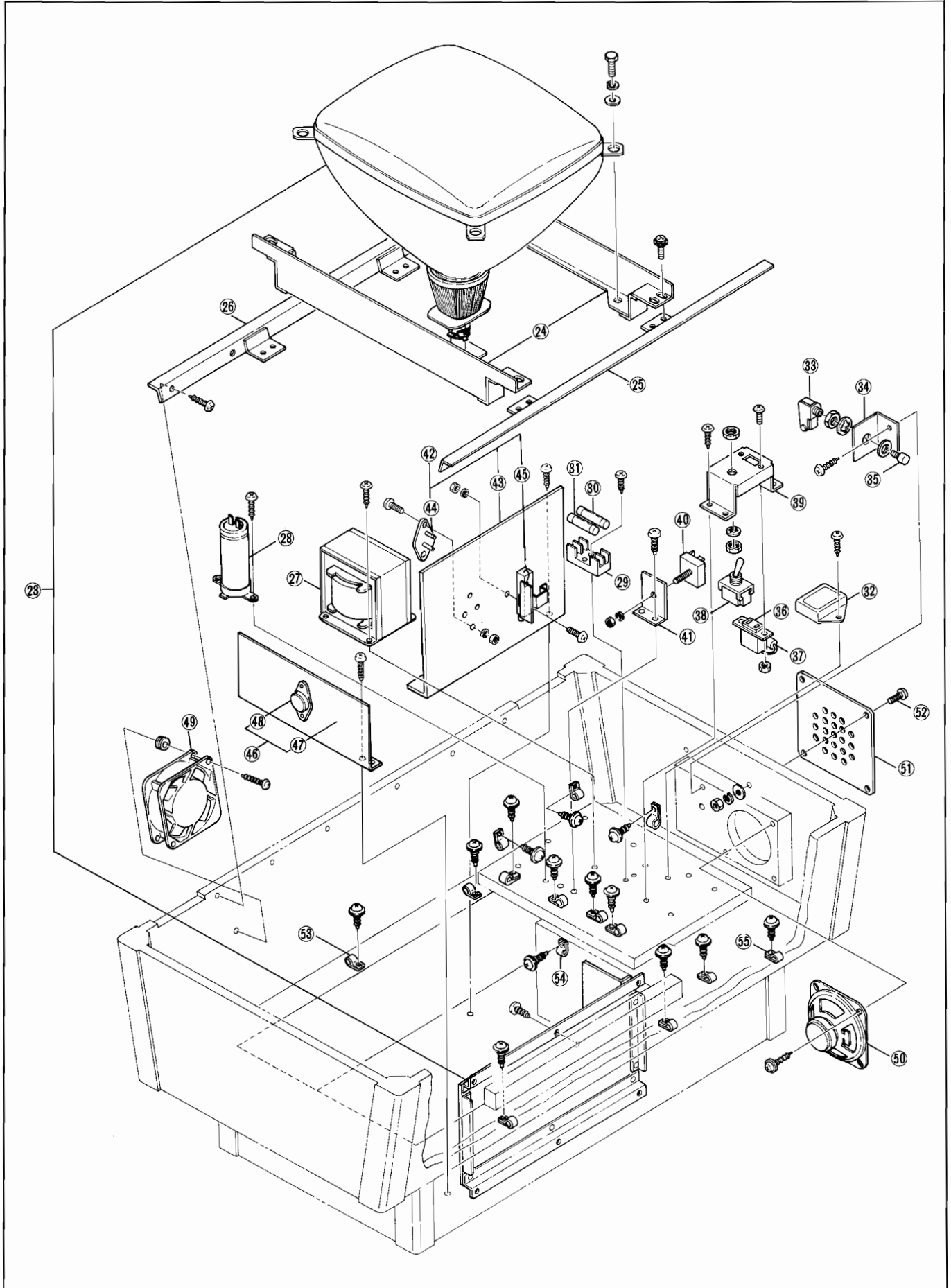
- **H. HOLD:**
Adjustment for keeping the picture horizontally.
- **V. HEIGHT:**
Adjustment for vertical height.
- **V. HOLD:**
Adjustment for keeping the picture vertically.
- **BLUE BKG, RED BKG, GREEN BKG:**
Adjustment for white balance in bright picture.
- **BLUE, GREEN, RED, GAIN:**
Adjustment for white balance in dark picture.
- **FOCUS:**
Adjustment for focus on picture.

7

EXTERIOR ASSEMBLY

NO.	PARTS NO.	DESCRIPTION	UNIT PRICE (YEN)
1	MB-20001	Table Top Glass	12,000
2	TA-50002	Corner Bracket	900
3	MB-20002	Table Cabinet	29,000
4	TA-50004	Table Leg	18,000
5	TA-50015	TV Mask	640
5-1	TA-50015-1	Smoked Plate	1,200
6	MC50001	Playing Information Card	300
7	TA50004	Hinge	730
8	TA50046	Stay	550
9	PC50085	Key (Set)	1,800
10	TA50024A	Key Lock Bracket (Left)	250
	TA50024B	Key Lock Bracket (Right)	250
11	PC50081	Key Metal Fittings	100
12	TA50018	Key Lock Bracket (Left)	360
13	BP10004	Key Lock Bracket (Right)	360
14	TA50047	Corner Metal Fittings	120
15	TA50048	Build Metal Fittings	100
16	TA50092	Claw Nut (5mm ϕ)	40
17	TA50054	Six-angle Bolt	40
18	TA50055	Cap Bolt (Small)	100
18-1	TA50055-1	Cap Washer	50
19	TA50056	Cap Bolt (Big)	150
20	BP10048	Punching Board	320
22	AL20003A	C.R.T. Bottom Cover	600

* EX-Godown our office in Japanese YEN.



8

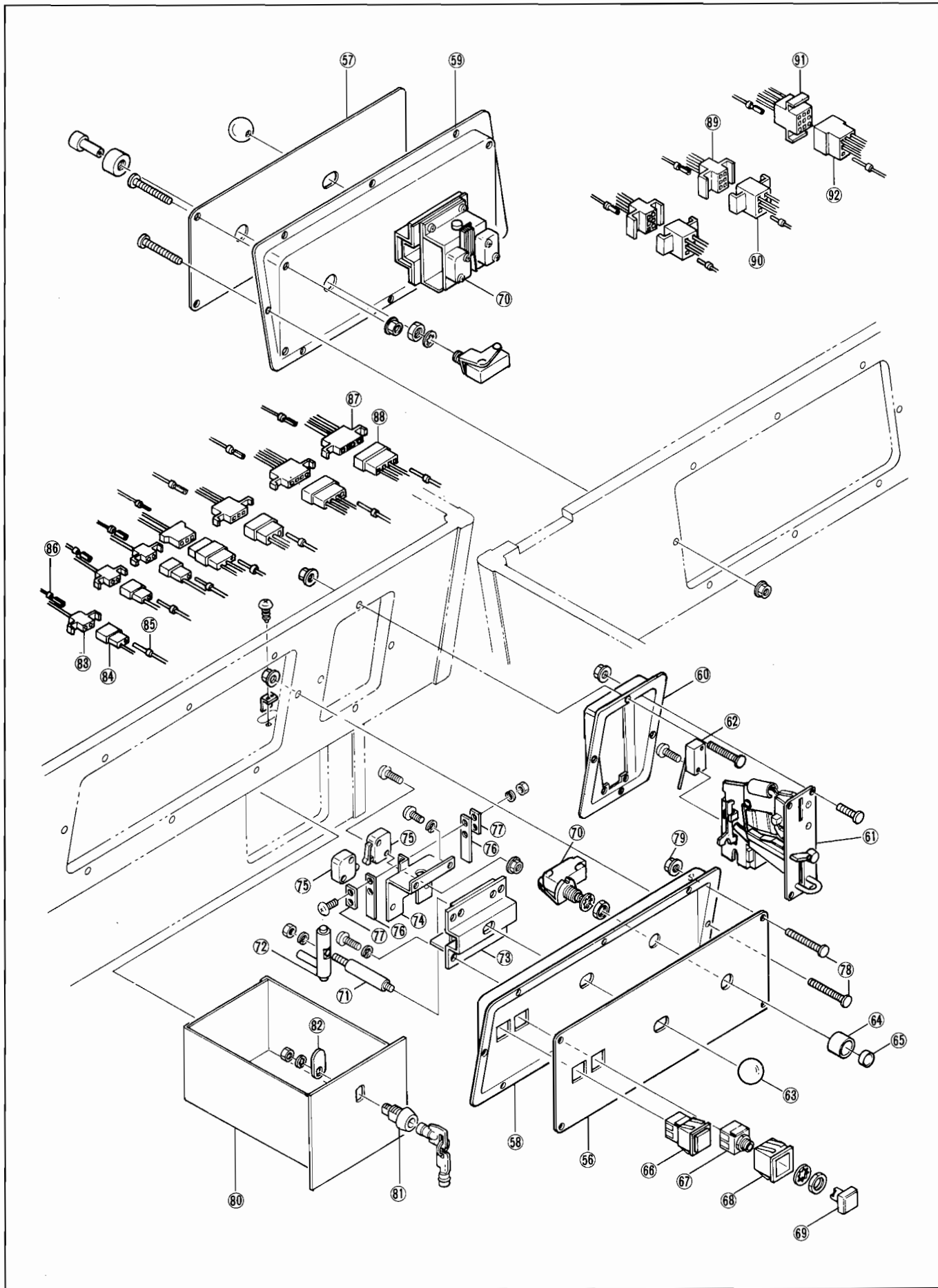
VIDEO ASSEMBLY

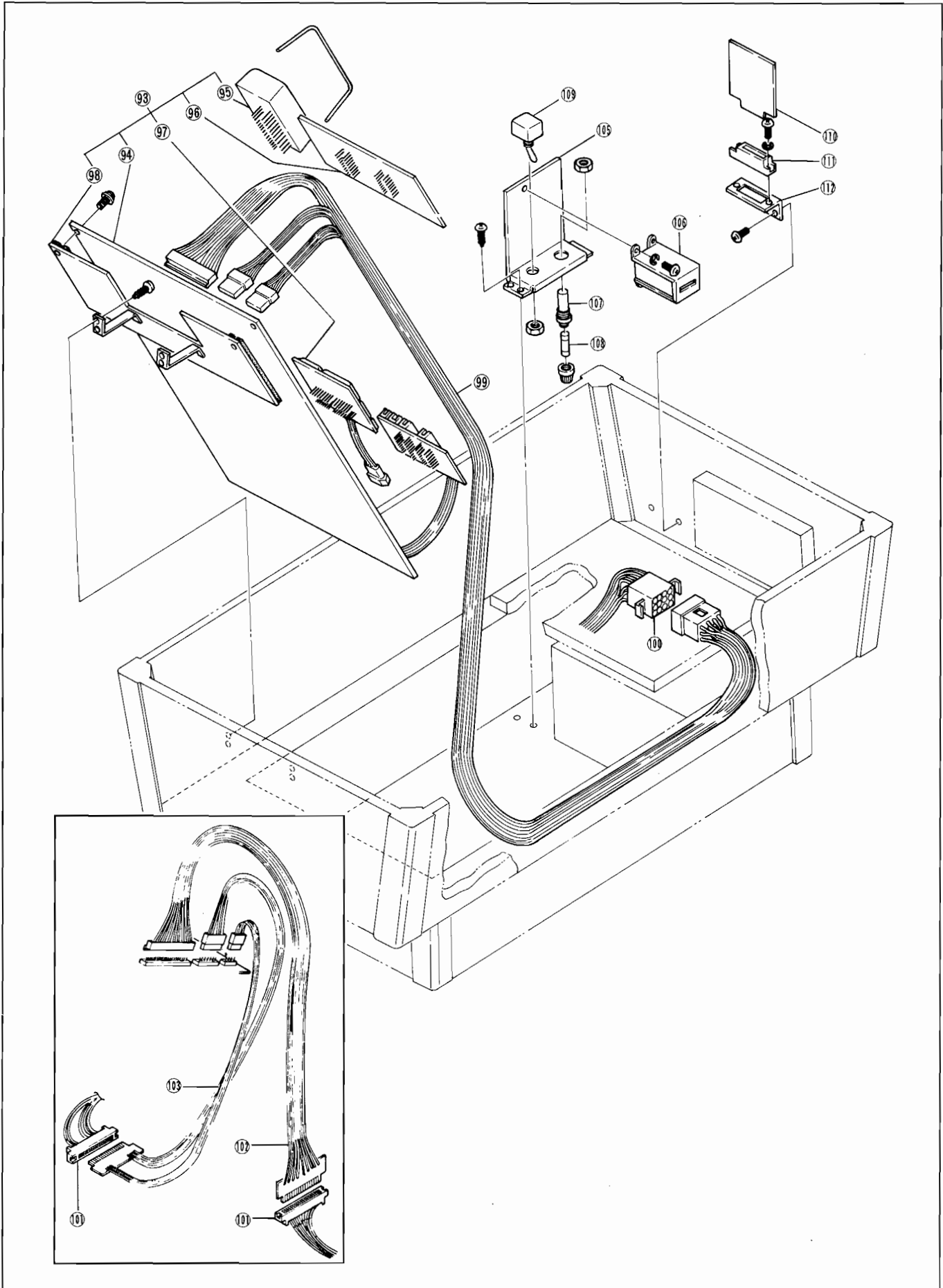
NO.	PARTS NO.	DESCRIPTION	UNIT PRICE (YEN)
23	AL20004	Color MONITOR Assy.	129,000
24	MB20004	C.R.T. Metal Bracket (Right, Left)	2,100
25	MB20005	C.R.T. Support Bracket (Front)	1,500
26	MB20006	C.R.T. Support Bracket (Rear)	1,400
27	AL20026	Transformer (100 ~ 240V)	10,000
28	MB20011	Electrolysis Capacitor	1,500
29	TA50033	Fuse Holder (2P)	280
30	MB20008	Fuse (10A)	50
31	PC50052	Fuse (2A)	50
32	TA50036	Noise Filter	4,000
33	TA50026	Service SW.	800
34	BP10011	Service SW. Bracket	140
35	BP50028A	Service SW. Button	100
36	BP10015	A.C. Service Socket	120
37	BP10016	Oil Capacitor	200
38	BP10017	Power Source Change SW.	380
39	BP10014	Service Outlet Bracket	430
40	MB20009	Rectifier	1,200
41	MB20010	Rectifier Fin	270
42	MC50002	Power Voltage Regulator Assy.	5,000
43	TA50046	Regulator Fin	1,200
44	TA50047	Regulator	3,200
45	TA50048	Cement Register	300
46	MC50003	Monitor Voltage Regulator Assy.	4,500
47	MC50004	Monitor Regulator Fin	1,000
48	MC50005	Monitor Regulator	3,000
49	MB20012	Fan	7,500
50	TA50020	Speaker	1,500
51	TA50023	Speaker Cover	900
52	PC50022	Ornament Speaker Bolt	20
53	PC50029	Nylon Clip (KD-2N)	40
54	PC50030	Nylon Clip (KD-4N)	50
55	PC50031	Nylon Clip (KD-7N)	60

* EX-Godown our office in Japanese YEN.

NO.	PARTS NO.	DESCRIPTION	UNIT PRICE (YEN)
56	MC50006	Control Plate A (Front)	2,000
57	MC50007	Control Plate B (Rear)	2,000
58	MB20015	Control Panel A (Front)	3,000
59	MB20017	Control Panel B (Rear)	2,500
60	AC20018	Coin Selector Bracket	1,600
61	AL20019	Coin Selector	6,000
62	TA50010	Micro SW.	1,200
63	MB20018	Control Knob	600
	MBA2018	Control Knob (Big)	700
64	MB20019	Firing Button Base	130
65	MB20020	Firing Button	110
66	TA50029	Selection SW. Assy.	1,700
67	TA50029A	Selection SW.	1,200
68	TA50029B	Selection SW. Base	280
69	TA50029C	Selection SW. Button	200
70	MB20028	Firing Micro SW.	1,200
71	MB20021	Control Shaft	1,200
	MBA2021	Control Shaft (Long)	1,300
72	MB20022	Control Lever	800
73	MB20023	Control Base Bracket	1,200
74	MB20024	Control Mounting Bracket	1,000
75	MB20025	Control Micro SW.	900
76	MB20026	Spring Plate	100
77	MB20027	Spring Board Bracket	80
78	PC50022	Ornament Bolt	20
79	AC20027	Nat	10
80	BP10042	Cash Box	3,000
	RC-10008B	Cash Box	4,500
81	PC50085	Key (For Set)	1,800
82	TA50013	Key Rock Plate	50
83	TA50038	Socket Housing (2R)	60
84	TA50037	Socket Housing (2P)	60
85	TA50039	Pin	30
86	TA50040	Pin	30
87	PC50046	Socket Housing (3R)	80
88	PC50045	Socket Housing (3P)	80
89	PC50042	Socket Housing (6R)	130
90	PC50041	Socket Housing (6P)	130
91	MB20046	Socket Housing (9R)	150
92	MB20045	Socket Housing (9P)	150

* EX-Godown our office in Japanese YEN.





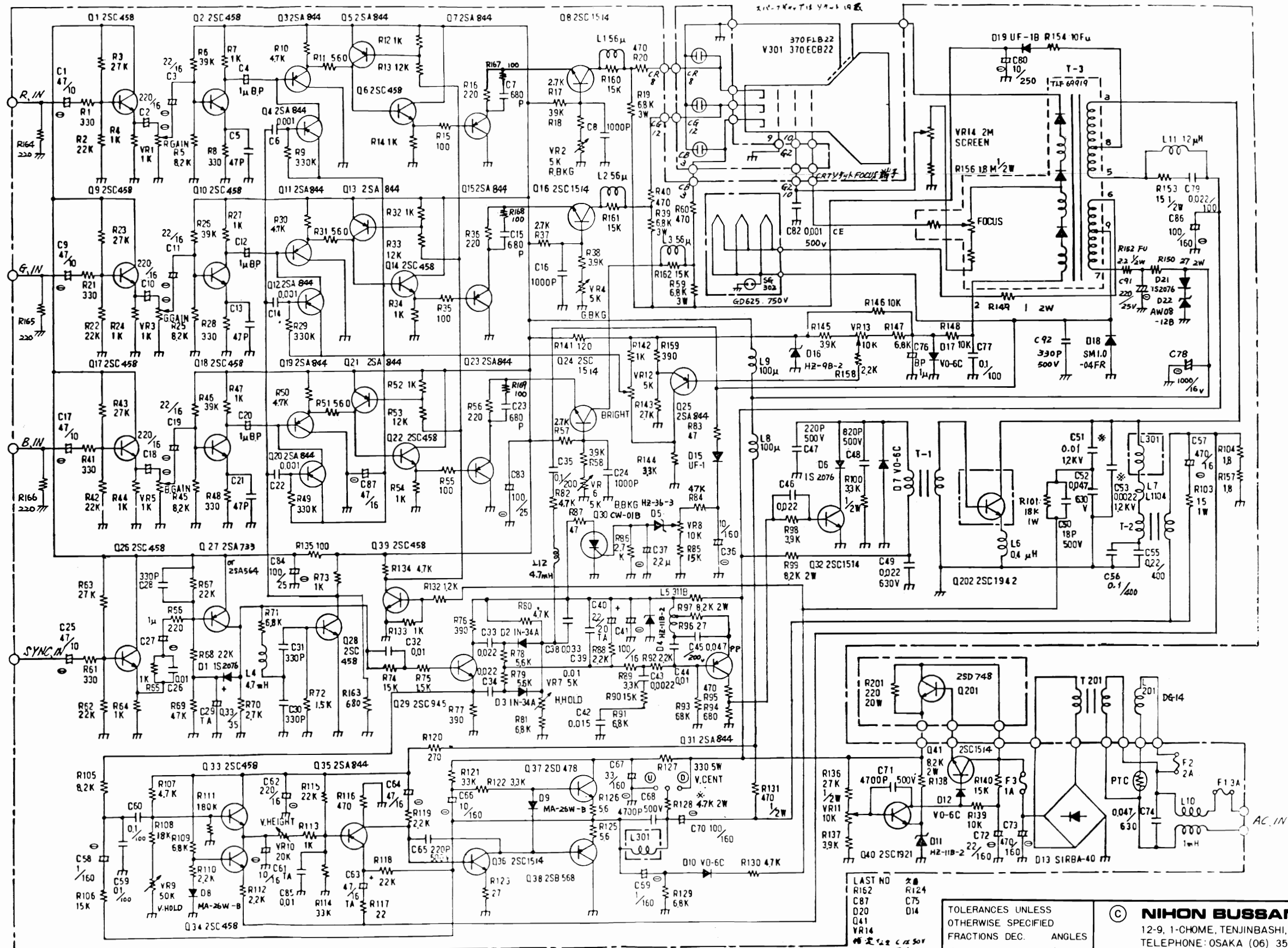
10

PRINTED BOARD ASSEMBLY

NO.	PARTS NO.	DESCRIPTION	UNIT PRICE (YEN)
93	MC50008	M.C.P.C. Board Assy.	310,000
94	MC50009	MC-1 Board	200,000
95	MC50010	C.P.U-1 Board	27,000
96	MC50011	ROM-2 Board	30,000
97	MC50012	AL-12 Board	63,000
98	AL20021	P.C. Board Bracket (Horizontal Type)	1,500
	AL20022	P.C. Board Bracket (Vertical Type)	1,500
99	MC50013	Conversion P.C. Board Assy.	13,000
100	MC50014	Socket Housing (12P)	200
101	PC50035	Kel Connector (44P)	950
102	AL20023	Conversion P.C. Board (T)	5,000
103	AL20024	Conversion P.C. Board (U)	5,000
104	MC50015	Conversion P.C. Board (S)	10,000
105	MB20043	Counter Bracket	1,200
106	TA50035	Counter	2,600
107	PC50051	Fuse Holder	300
108	PC50052	Fuse (5A)	50
109	BP10041	Power SW.	380
110	AL20025	AL-5 P.C. Board	3,000
111	BP10042	Connector (10P)	600
112	BP10043	Connector Bracket	450

* EX-Godown our office in Japanese YEN.

SCHEMATICS
WIRING FIGURES

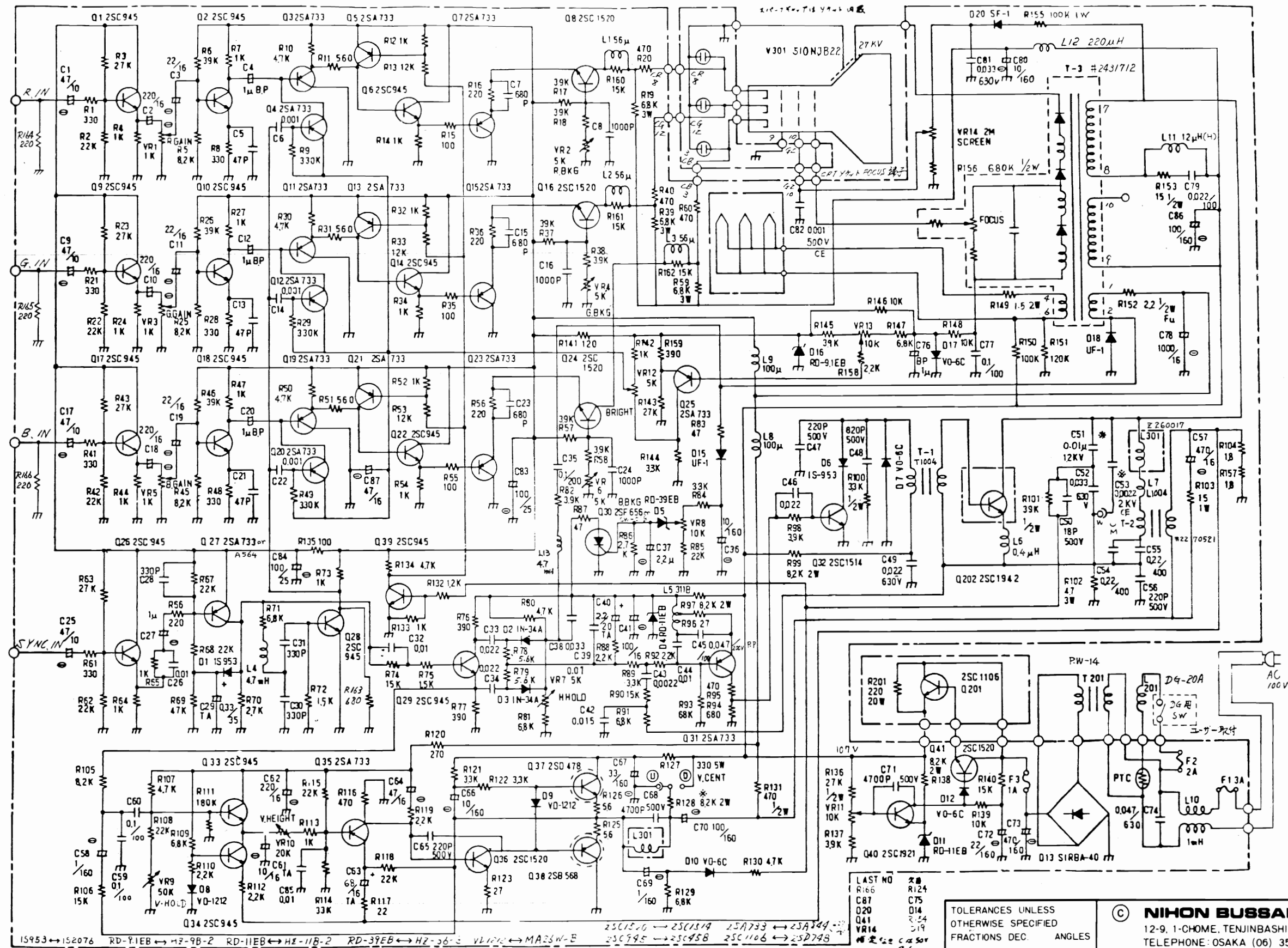


LAST NO
R152 28
C87 C75
D20 C75
Q41 C75
VR14 28
4.2 2.2 2.2 2.2

TOLERANCES UNLESS OTHERWISE SPECIFIED
FRACTIONS DEC. ANGLES
± ± ±

© NIHON BUSSAN CO., LTD.
12-9, 1-CHOME, TENJINBASHI, KITA-KU, OSAKA, JAPAN
TELEPHONE: OSAKA (06) 353-5211
TELEX: NCBOL J523-6891

APPROVALS	DATE	TOEI COLOR MONITOR	
DRAWN MIKAMI	13/3/80	CM-C14 HC	
CHECKED H.KITABATA	19/4/80	SCALE	SIZE
			DRAWING NO.
			C-476
			SHEET



15953 → 152076 RD-91EB → HZ-9B-2 RD-11EB → HZ-11B-2 RD-39EB → HZ-36-2 VL1210 → MA23W-E 25C1520 → 25C1519 25A733 → 25A749 25C945 → 25C958 25C1106 → 25D748

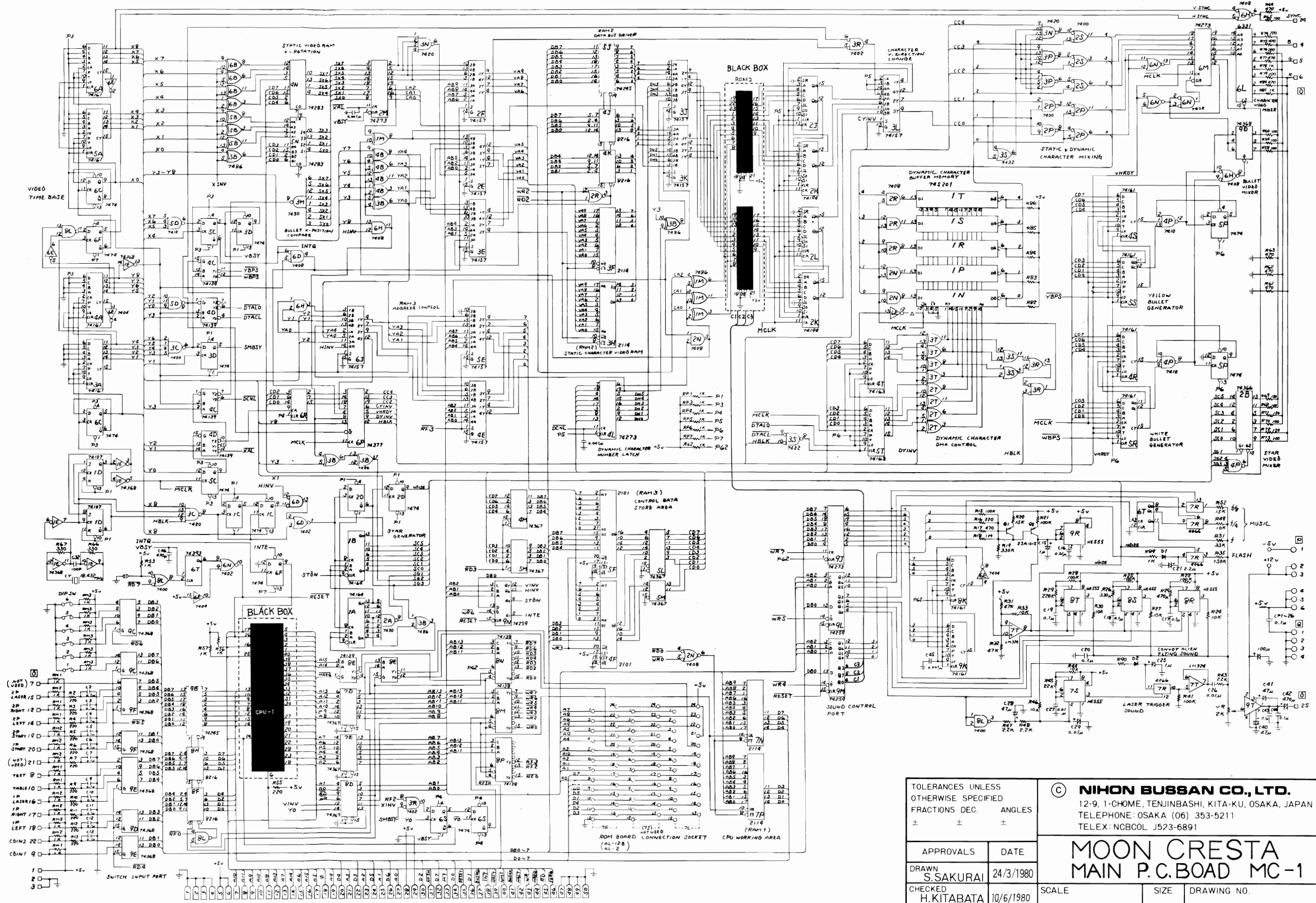
LAST NO
R166
C87
Q20
Q41
VR14
C80

TOLERANCES UNLESS OTHERWISE SPECIFIED
FRACTIONS DEC. ANGLES = = =

© **NIHON BUSSAN CO., LTD.**
12-9, 1-CHOME, TENJINBASHI, KITA-KU, OSAKA, JAPAN
TELEPHONE: OSAKA (06) 353-5211
TELEX: NCBOL J523-6891

APPROVALS	DATE
DRAWN MIKAMI	17 1 80
CHECKED H.KITABATA	19 4 80

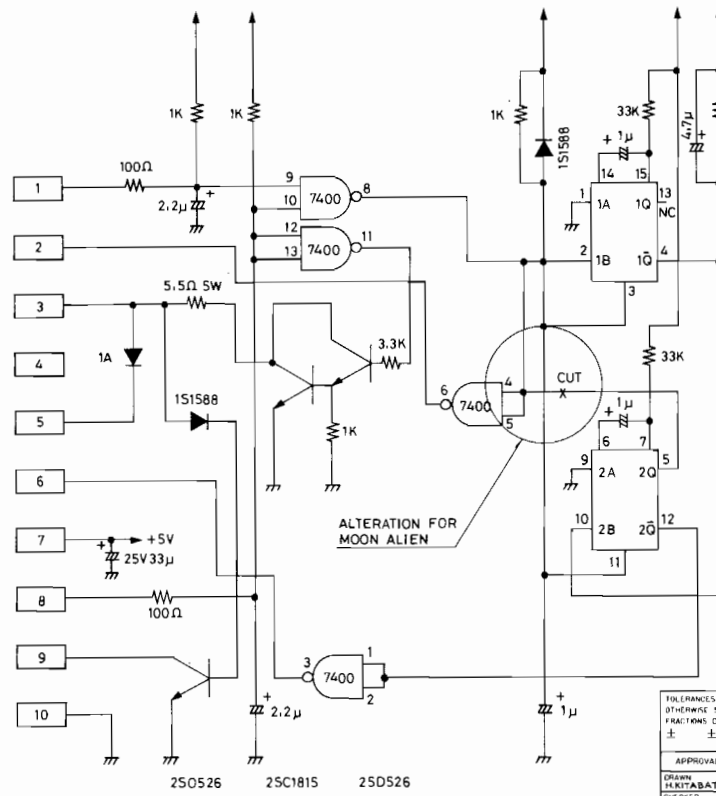
TOEI COLOR MONITOR CM-A20 HC		SCALE	-SIZE	DRAWING NO. C-487



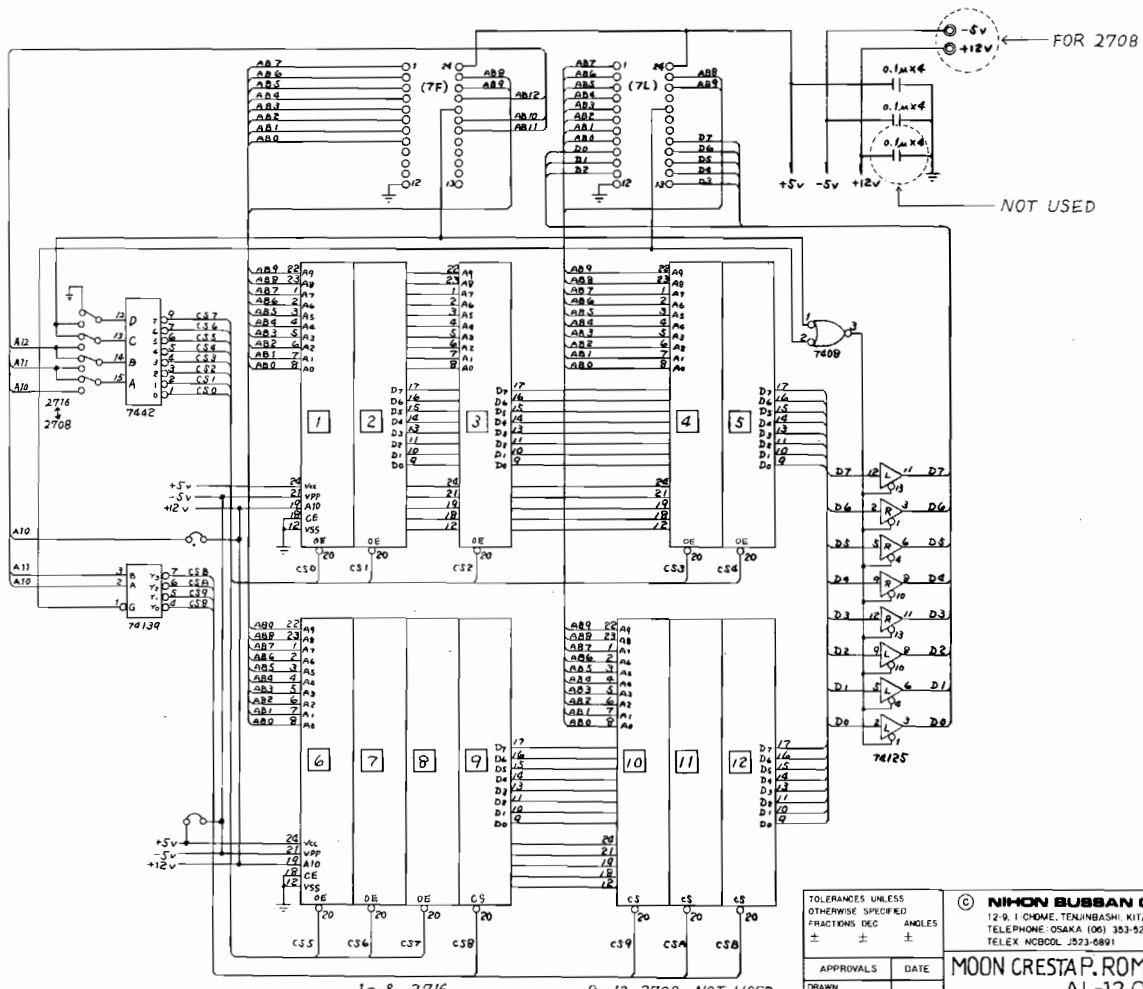
TOLERANCES UNLESS OTHERWISE SPECIFIED		FRACTIONS DEC.		ANGLES	
±		±		±	
APPROVALS		DATE		SCALE	
DRAWN S.SAKURAI		24/3/1980		SIZE	
CHECKED H.KITABATA		10/6/1980		DRAWING NO.	
				SHEET	

© **NIHON BUSSAN CO., LTD.**
 12-9, 1-CHOME, TENJINBASHI, KITA-KU, OSAKA, JAPAN
 TELEPHONE: OSAKA (06) 353-5211
 TELEX: NCBOL J523-6891

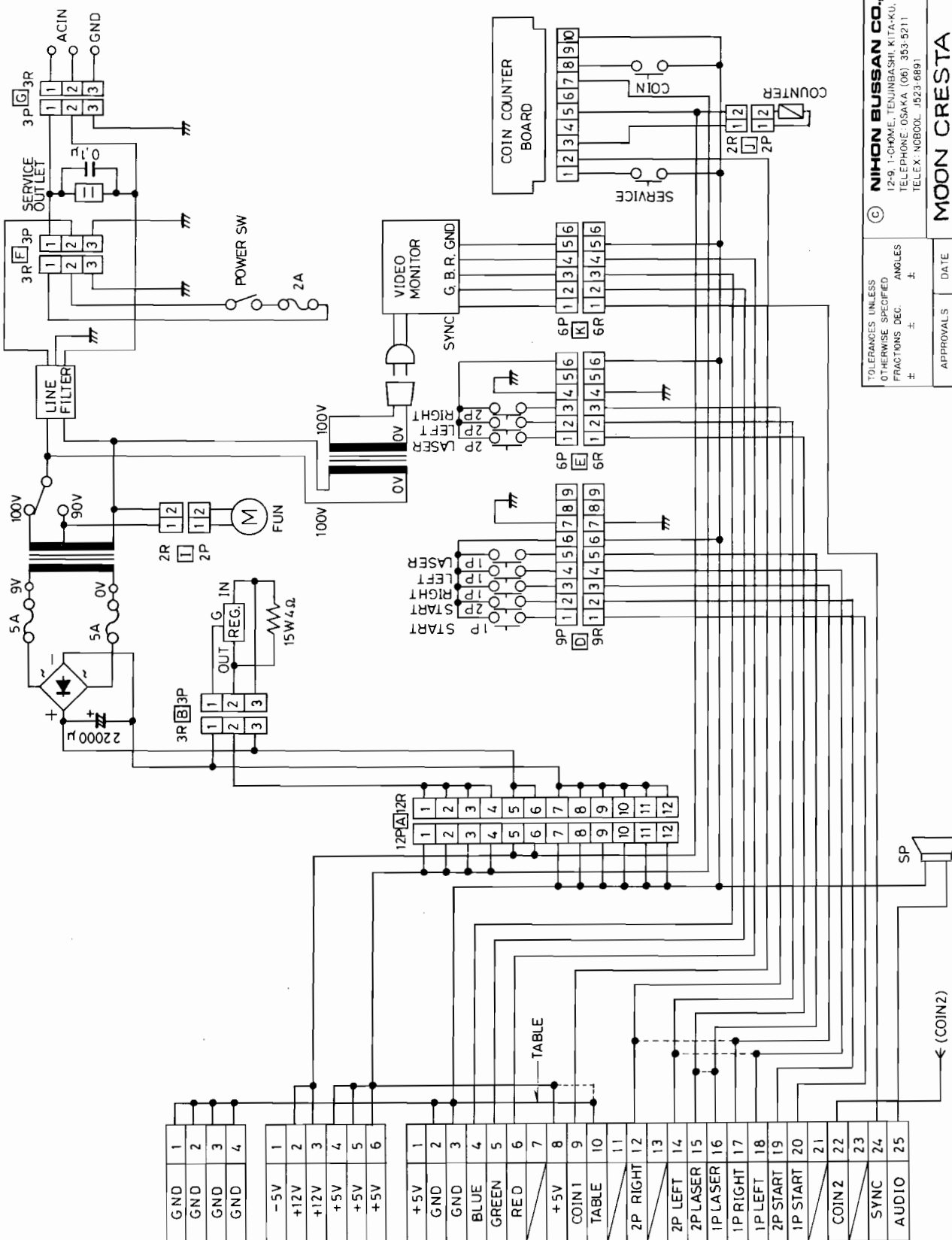
MOON CRESTA MAIN P.C. BOARD MC-1



TOLERANCES UNLESS OTHERWISE SPECIFIED		© NIPPON BUSHAN CO., LTD.	
FRACTIONS DEC	ANGLES	12-9, 1-CHOME, TENJINBASHI, KITA-KU, OSAKA, JAPAN	
± ± ±	± ± ±	TELEPHONE: OSAKA (06) 353-9211	
APPROVALS		DATE	
DRAWN H. KITABATA		COIN COUNTER (MOON CREST) AL-5	
CHECKED		SCALE	SIZE
		DRAWING NO.	
SHEET			



TOLERANCES UNLESS OTHERWISE SPECIFIED		© NIPPON BUSHAN CO., LTD.	
FRACTIONS DEC	ANGLES	12-9, 1-CHOME, TENJINBASHI, KITA-KU, OSAKA, JAPAN	
± ± ±	± ± ±	TELEPHONE: OSAKA (06) 353-9211	
APPROVALS		DATE	
DRAWN S. SAKURAI		27/3/1980	
CHECKED H. KITABATA		10/6/1980	
		SCALE	SIZE
		DRAWING NO.	
SHEET			



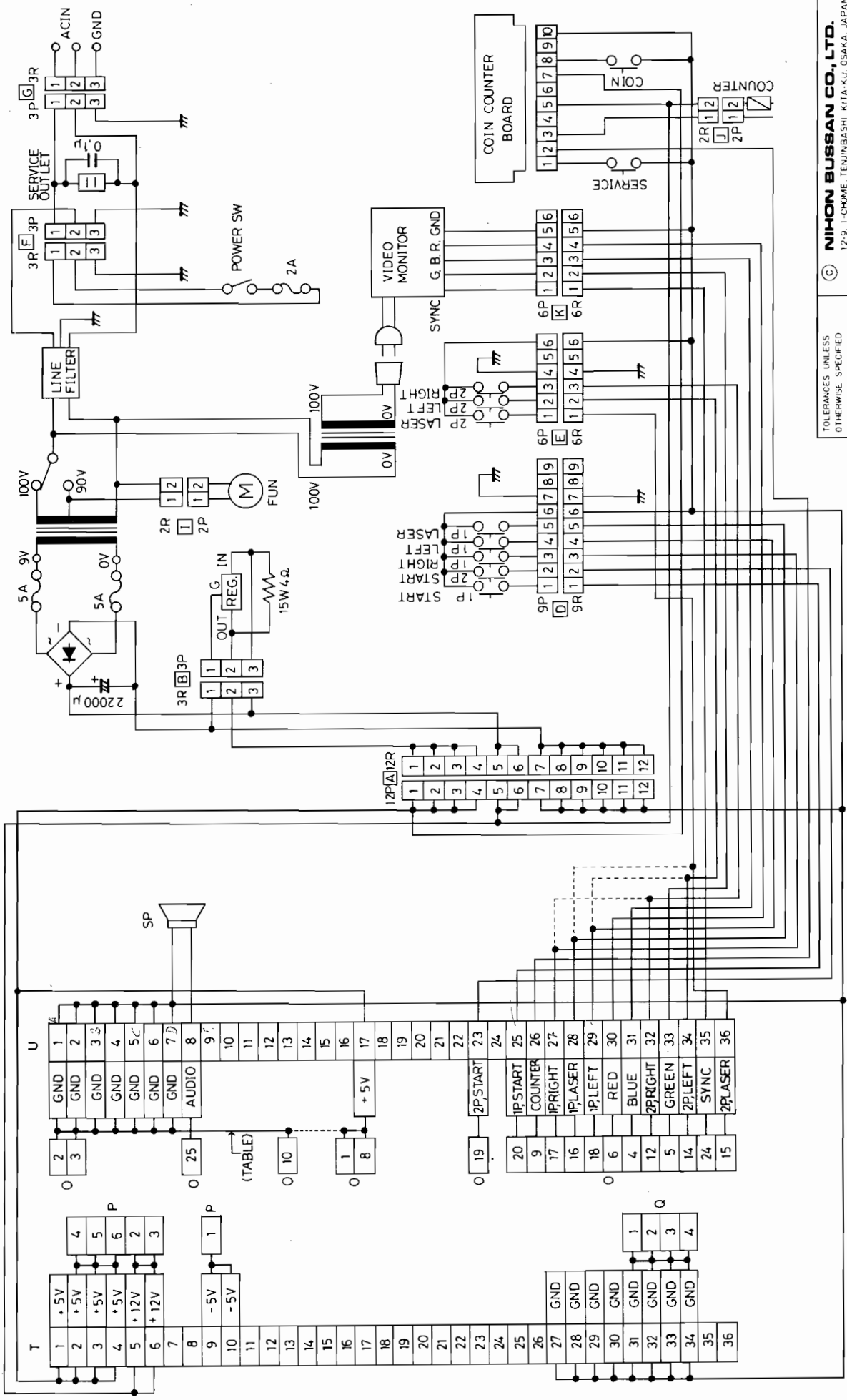
TOLERANCES UNLESS OTHERWISE SPECIFIED
 FRACTIONS DEC ANGLES ±
 ± ± ±

© NIPPON BUSSAN CO., LTD.
 12-9, 1-CHOME, TENJINBASHI, KITA-KU, OSAKA, JAPAN
 TELEPHONE: OSAKA (06) 353-9211
 TELEFAX: NCB00L-J523-6891

MOON CRESTA
WIRING FIGURE MC-1

APPROVALS	DATE	SCALE	DRAWING NO.
DRAWN I. HIKITABATA	12.6.80		
CHECKED			





TOLERANCES UNLESS OTHERWISE SPECIFIED
 FRACTIONS DEC ANGLES
 # ± # ± # ±

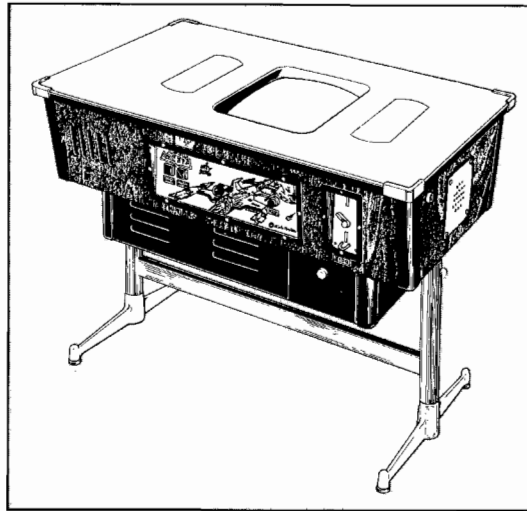
© **NIHON BUSSAN CO., LTD.**
 12-9, 1-CHOME, TENJINBASHI, KITA-KU, OSAKA, JAPAN
 TELEPHONE OSAKA (06) 353-5211
 TELEX NCB00L J523.6891

APPROVALS	DATE
DRAWN H.KITABATA	12.6.80
CHECKED	

MOON CRESTA
WIRING FIGURE MC-MB-3
 SCALE _____ SIZE _____ DRAWING NO _____ SHEET _____

----- UPRIGHT





Nichibutsu
Nihon Bussan Co., Ltd.

HEAD OFFICE : 12-9, 1-CHOME, TENJINBASHI,
KITA-KU, OSAKA, JAPAN
TELEPHONE (06) 353-5211
TELEX 523-6891 NCBCOL J

TOKYO BRANCH : TELEPHONE (03) 664-5271

HIROSHIMA BRANCH : TELEPHONE (0822) 64-4531

NARA BRANCH : TELEPHONE (0742) 33-6311

SAPPORO BRANCH : TELEPHONE (011) 824-2571

SENDAI BRANCH : TELEPHONE (0222) 65-5571

NICHIBUTSU KYUSYU CO., LTD.

: TELEPHONE (092) 472-7221

NICHIBUTSU LEISURE SYSTEM CO., LTD.

: TELEPHONE (03) 664-6774

NICHIBUTSU U.S.A. : TELEPHONE (214) 750-6044

Charles Baker