

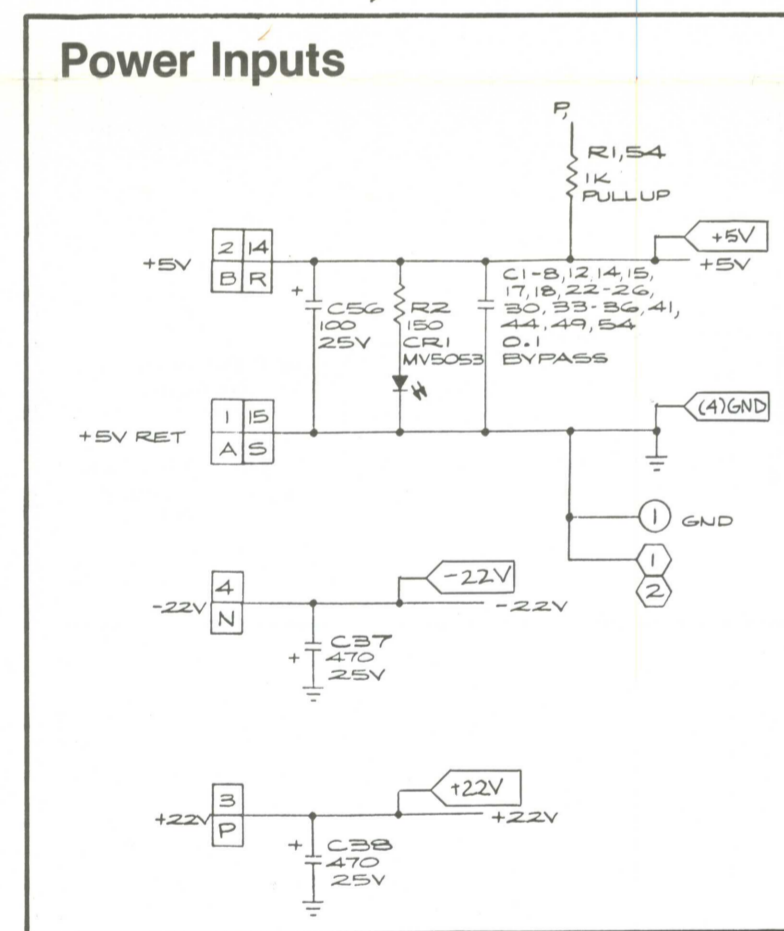
Auxiliary Board Address Decoder

External Address Bus
From Sheet 2 Side A

EAB 7
EAB 6
EAB 5
EAB 4
EAB 3
EAB 2
EAB 1
EAB 0

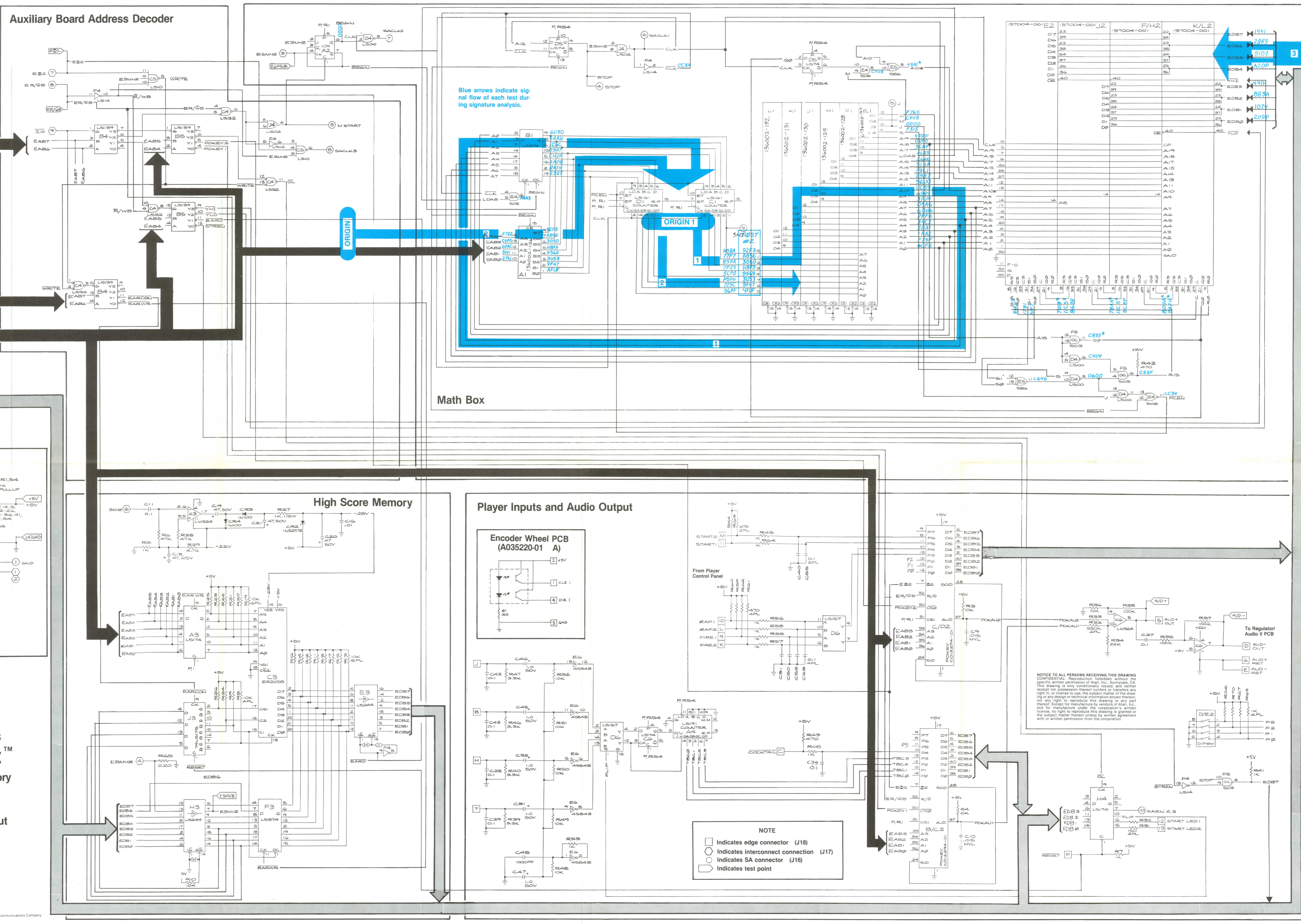
External Data Bus
From Sheet 2 Side A

EDB 7
EDB 6
EDB 5
EDB 4
EDB 3
EDB 2
EDB 1
EDB 0



Sheet 3, Side B
Tempest™
High Score Memory
Auxiliary PCB
Audio Output
Control Panel Input
Math Box
Encoder Wheel
037585-01 B

© 1981 Atari, Inc.



Blue arrows indicate signal flow of each test during signature analysis.

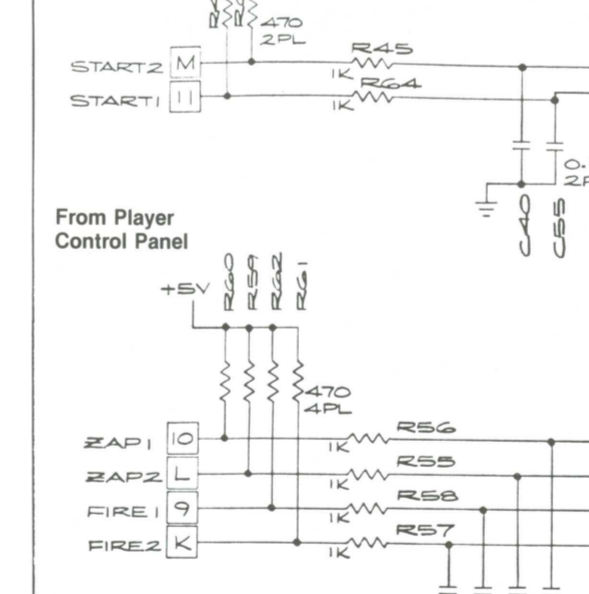
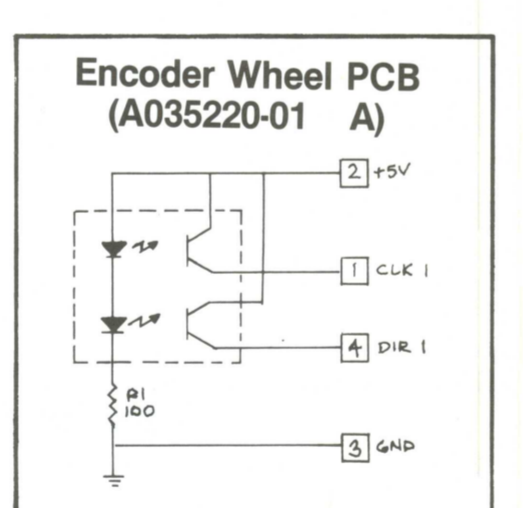
ORIGIN

ORIGIN 1

Math Box

High Score Memory

Player Inputs and Audio Output



NOTE

- Indicates edge connector (J18)
- Indicates interconnect connection (J17)
- Indicates SA connector (J16)
- Indicates test point

NOTICE TO ALL PERSONS RECEIVING THIS DRAWING
CONFIDENTIAL. Reproduction forbidden without the specific written permission of Atari, Inc., Sunnyvale, CA. This drawing is only conditionally issued, and neither receipt nor possession thereof confers or transfers any right in or license to use, the subject matter of the drawing or any design or technical information shown thereon, nor any right to reproduce this drawing or any part thereof. Except for manufacture by vendors of Atari, Inc., and for manufacture under the corporation's written license, no right to reproduce this drawing is granted or the subject matter thereof unless by written agreement with or written permission from the corporation.

ORIGIN

EDB7 1441
EDB6 2883
EDB5 5107
EDB4 420P
EDB3 4441
EDB2 883A
EDB1 1074
EDB0 209P